

# POLICE

FEBRUARY 2026

YOUR OFFICIAL FREE SAPS MAGAZINE

*Special Issue*

## RELEASE OF CRIME STATISTICS

3<sup>RD</sup> QUARTER OF  
2025/2026



ON A JOURNEY TO A SAFER SOUTH AFRICA



# CRIME STATS HIGHLIGHTS



## POLICE

The POLICE magazine is published by the Publications and Broadcast Section of Corporate Communication and Liaison Service.

HEAD: CORPORATE COMMUNICATION AND LIAISON SERVICE  
EDITOR-IN-CHIEF:  
Maj Gen Nonkululeko Phokane

SECTION HEAD: PUBLICATIONS AND BROADCAST  
Brig Vhangwele Phupheli

SUB-SECTION HEAD  
INTERNAL PUBLICATIONS  
Col Linda van den Berg

SUB-EDITOR  
Lt Col Veronica Mahlaba

JOURNALIST  
Lt Col Veronica Mahlaba

PHOTOGRAPHER  
WO Amos Ndlovu

LAYOUT  
Col Boitumelo Sekgohe  
Capt Jozann Germishuys

REPUBLISHING  
Permission to republish articles contained in the POLICE may be obtained from the Head: Corporate Communication and Liaison Service. The opinions expressed in the POLICE are not necessarily those of the Head: Corporate Communication and Liaison Service, her staff or of the POLICE authorities.

INDEMNITY  
Contributions, photographs and other material sent to the POLICE for publication must be accompanied by a stamped and self-addressed envelope. Contributions are returned at the risk of the contributor. The POLICE reserves the right to effect changes to any contribution.

COPYRIGHT POLICE  
Copyright reserved

**RELEASE OF CRIME STATISTICS**

**3<sup>RD</sup> QUARTER OF 2025/2026**

SA POLICE SERVICE

Follow us on



www.saps.gov.za

# MINISTER CACHALIA COMMITS TO REACTIVATE COMMUNITY POLICING



Acting Minister of Police, Prof Firoz Cachalia observed that most violent crime categories continued to decrease but remain at unacceptably high levels.

**A**cting Minister of Police, Prof Firoz Cachalia has expressed his commitment to reactivate community policing as one of the pillars to fight crime in South Africa. He stated this at the release of the 3rd Quarter of 2025/26 Crime Statistics in Pretoria on 20 February 2026, voicing that the South African Police Service (SAPS) must ensure communities are supported with their local level programmes to improve public safety, as it must be done within the law.

“We will therefore be looking at re-invigorating community-policing by establishing a national community-patroller programme that will run in each province. I have tasked the Civilian Secretariat for Police to develop the concept and funding model, with the objective of enabling community members to receive training and stipends to assist with improving safety in their localities,” explained the Acting Minister.

He further stressed that community members will not be undertaking policing functions but be deployed to ensure that there are people who can call the police and through their presence prevent crime from happening in places such as transport nodes, walkways, around schools and other places where there are safety challenges.

During the release of the crime statistics, it was evident that most violent crime categories, including murder, rape, robbery and most property related crimes like theft and burglary continued to decrease, but remain at unacceptably high levels.

Minister Cachalia shared that total contact crime made up of all categories of violent crime started to decrease in the 3rd quarter of 2024/25. “During this quarter, total violent crime decreased again by 6,7% or 12 682 fewer cases reported to the SAPS when compared to the same quarter last year. Over the past two years, total violent crime for this quarter is down by 8,3% or 15 763 fewer cases. This trend may well be attributable to enhanced policing operations,” he expressed.

The release of the crime statistics every quarter is a demonstration of the government’s commitment to transparency and accountability. Citizens are entitled to know how many crimes are reported to the SAPS on a regular basis. “We share this information so that communities, businesses, and public service departments will have a sense of what is happening in their neighbourhoods in terms of crime and related risks. Knowledge is power and enables better and more effective collective action to improve public safety,” Minister Cachalia explained.



National Commissioner of the SAPS, General Fannie Masemola shared successes of the SAPS in the 3rd Quarter with the people of South Africa.

While addressing the media, the National Commissioner of the SAPS, General Fannie Masemola reaffirmed the commitment of the SAPS to stabilise and reduce serious and violent crime across the country. He highlighted that the positive downward trend observed in crime categories bears testimony to this. “While we are not out of the woods yet, these small victories and wins must serve as motivation to intensify our fight against crime. Just yesterday, Minister, we witnessed the destruction of 13 859 firearms that were confiscated during intelligence driven police operations. This brings the total number of firearms destroyed over the past seven years to 305 934 Minister,” said General Masemola.

**GENERAL MASEMOLA SHARED THE ARRESTS EFFECTED AND CONFISCATIONS OF FIREARMS AND DANGEROUS WEAPONS DURING THE FESTIVE PERIOD AS FOLLOWS:**

Arrests - A **total of 221 155 suspects** were arrested for various crimes ranging from murder, rape and house robberies.

- 1 906 suspects were arrested for murder
- 1 725 suspects for attempted murder
- 2 382 suspects for rape.

**THE BIGGEST NUMBER OF ARRESTS WERE RECORDED FOR THE FOLLOWING CRIMES:**

- 31 887 suspects for being in possession of drugs
- 20 866 suspects for assault GBH

- 18 694 illegal immigrants were arrested for being in the country illegally
- 12 668 drunken drivers were arrested for being under the influence of alcohol exceeding the acceptable limit
- 12 233 suspects for being in possession of dangerous weapons
- And lastly, 4 064 suspects were arrested for dealing in drugs.

**THE FOLLOWING RECOVERIES AND CONFISCATIONS WERE MADE:**

- 1 590 handguns
- 85 homemade firearms
- 151 rifles
- 81 shotguns
- 24 753 rounds of various calibre of ammunition seized.

General Masemola acknowledged the hard work conducted by the men and women in blue. Their dedication and resilience under difficult circumstances do not go unnoticed. “I urge you to remain disciplined, professional, and focused. Ignore the noise. Remain loyal to your oath of office. Serve and protect the people of South Africa with integrity and courage. We will not retreat. We will not be distracted. We will continue to intensify our efforts to ensure that the people of South Africa feel safer in their homes, in their streets, and in their communities,” General Masemola stated.

# A BRIEF OVERVIEW ON CRIME STATS FOR QUARTER 3 - OCTOBER TO DECEMBER 2025/6



Deputy Minister of Justice and Constitutional Development, Mr Andries Nel; Deputy Minister of Police, Dr Polly Boshielo; Acting Minister of Police, Prof Firoz Cachalia; National Commissioner of the SAPS, General Fannie Masemola; Acting Deputy National Commissioners, Lt Gen Khosi Senthumule and Lt Gen Lineo Nkhua and Maj Gen Thulare Sekhukhune at the release of the 3rd Quarter 2025/6 Crime Statistics in Pretoria.

## CONTACT CRIME ON THE DECLINE

In the 3rd Quarter of the 2025/6 financial year, nationally, 175 210 Contact Crime cases were recorded at police stations. Compared to 2024/25 in the same quarter where 187 892 cases were recorded, this quarter decreased by -6,7% which is 12 682 counts difference.

According to the period under review, Murder cases recorded were 6 351 compared to the previous financial year which was 6 953. This saw a drop of -8,7% which is 602 counts less compared to the previous review.

While we are experiencing positive reduction in murders throughout the country, there has however been an increase in the reports of Attempted Murders from 7 666 cases in 2024/5 to 7 858 cases in the 2025/6 period. This means attempted murder cases have increased by 192 counts which is 2,5% more compared to last year. Provinces that reported a hike in attempted murders are Free State, Gauteng, North West, Northern Cape and Western Cape.

### Republic of South Africa Crime situation - summary

CRIME CATEGORY	October 2024 to December 2024	October 2025 to December 2025	Count Diff	(%) Change	Eastern Cape	Free State	Gauteng	KwaZulu-Natal	Limpopo	Mpumalanga	North West	Northern Cape	Western Cape
<b>CONTACT CRIMES (CRIMES AGAINST THE PERSON)</b>													
Murder	6 953	6 351	-602	-8,7%	1 270	228	1 536	1 297	215	285	251	112	1 157
Sexual offences	14 973	14 547	-426	-2,8%	2 315	972	2 719	2 842	1 277	969	1 007	432	2 014
Attempted murder	7 666	7 858	192	2,5%	609	639	1 939	1 822	263	328	301	746	1 211
Assault with the intent to inflict grievous bodily harm	54 337	50 253	-4 084	-7,5%	7 739	3 781	9 958	8 928	3 271	3 097	4 539	2 212	6 728
Common assault	56 486	53 539	-2 947	-5,2%	4 665	4 102	13 255	8 536	2 982	2 488	3 512	1 552	12 447
Common robbery	12 447	11 574	-873	-7,0%	654	559	3 495	1 815	769	454	671	296	2 861
Robbery with aggravating circumstances	35 030	31 088	-3 942	-11,3%	2 396	1 203	11 638	5 448	1 559	1 631	1 797	435	4 981
Contact crime (Crimes against the person)	187 892	175 210	-12 682	-6,7%	19 648	11 484	44 540	30 688	10 336	9 252	12 078	5 785	31 399
<b>SEXUAL OFFENCES - BREAKDOWN</b>													
Rape	11 803	11 430	-373	-3,2%	1 871	740	2 140	2 299	1 075	802	827	306	1 370
Sexual assault	2 188	2 162	-26	-1,2%	291	144	451	379	128	129	95	75	470
Attempted sexual offences	748	755	7	0,9%	134	61	98	135	67	23	73	45	119
Contact sexual offences	234	200	-34	-14,5%	19	27	30	29	7	15	12	6	55
<b>SOME SUBCATEGORIES OF AGGRAVATED ROBBERY</b>													
Carjacking	4 807	4 420	-387	-8,1%	286	43	2 544	535	75	209	144	7	577
Robbery at residential premises	6 259	5 450	-809	-12,9%	515	186	1 892	1 335	281	396	335	39	471
Robbery at non-residential premises	3 796	2 942	-854	-22,5%	290	152	1 035	492	264	218	257	55	179
<b>TRIO Crime</b>	<b>14 862</b>	<b>12 812</b>	<b>-2 050</b>	<b>-13,8%</b>	<b>1 091</b>	<b>381</b>	<b>5 471</b>	<b>2 362</b>	<b>620</b>	<b>823</b>	<b>736</b>	<b>101</b>	<b>1 227</b>
Robbery of cash in transit	29	37	8	8 counts higher	5	0	13	8	1	2	4	0	4
Bank robbery	2	0	-2	2 counts lower	0	0	0	0	0	0	0	0	0
Truck hijacking	413	349	-64	-15,5%	19	7	223	32	9	25	21	0	13

### WHAT CAUSE THE MURDERS?

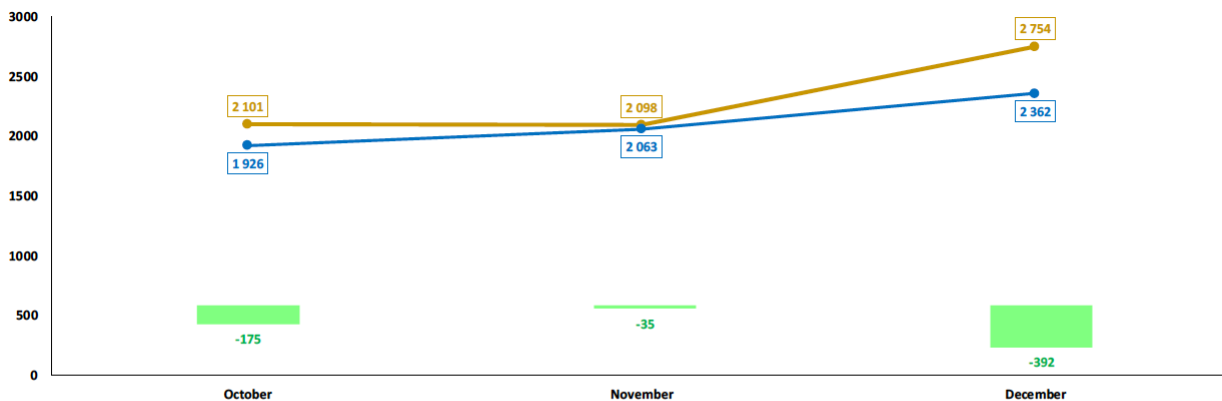
Through analysis, it is indicated that majority of murders are caused by arguments/ misunderstanding at the home of the victim or perpetrator, road rage or provocation in places like night clubs, taverns or shebeens. An example of a tavern killing is of the 12 people including a three-year old, who were shot and killed at an illegal shebeen operating at a hostel room in Saulsville in Atteridgeville, Pretoria and 13 others were injured. In some cases, through vigilantism or commonly known as mob justice, where people take the law into their own hands' which leads to violence and people killed. Intervening in an argument to try to diffuse the situation where two or more people are involved has been reported as a cause of people being murdered. Moreover, what has become a popular crime is robbery with aggravating circumstances, which has led to many deaths in this country and retaliation or revenge in gang infested areas has been reported as one of the causes for murder.

The statistics further revealed that a firearm and knife are the frequently used instruments to commit murder. The leading provinces in the usage of such weapons to commit murder is the Eastern Cape, Gauteng, KwaZulu-Natal and the Western Cape. As expressed by the Acting Minister of Police, Prof Firoz Cachalia during the release of the crime statistics, firearms remain the single largest weapon driving murder, robbery and organised crime in our country. As President Cyril Ramaphosa noted in his State of the Nation Address speech, the SAPS will be taking additional measures to address this scourge with a focus on removing illegal firearms and preventing legal firearms from falling into the wrong hands.

On a weekly basis, the SAPS seizes no less than 100 illegal firearms during tracing operations, stop-and-searches, and other targeted crime combating activities.

### Murder

#### Trend over three-month period



	Eastern Cape	Free State	Gauteng	KwaZulu-Natal	Limpopo	Mpumalanga	North West	Northern Cape	Western Cape	Republic Of South Africa
October 2024 to December 2024	1 300	263	1 741	1 493	203	350	296	109	1 198	6 953
October 2025 to December 2025	1 270	228	1 536	1 297	215	285	251	112	1 157	6 351
Count diff	-30	-35	-205	-196	12	-65	-45	3	-41	-602
(%) Change	-2,3%	-13,3%	-11,8%	-13,1%	5,9%	-18,6%	-15,2%	2,8%	-3,4%	-8,7%
% contribution to RSA	20,0%	3,6%	24,2%	20,4%	3,4%	4,5%	4,0%	1,8%	18,2%	

### STEADY PROGRESS IN SEXUAL OFFENCE CASES

A -2,8% decrease in Sexual Offences was revealed. This translates to -426 difference as this quarter obtained 14 547 which is a lower than 14 973 counted in the 3rd quarter of 2024/5 crime statistics. Whilst nationally the indicators are good and showing progress, provinces such as KwaZulu-Natal, Mpumalanga and the Western Cape are struggling to curb type of crime, recording an enormous increase than other provinces.

Rape took a dip from the previous captured 11 803 to 11 430 cases recorded. A depression of -373 counts was noted which means -3,2% decline in rape cases. KwaZulu-Natal, Mpumalanga and Western Cape are still struggling provinces to fight against this cruel violence.

The top three police stations in the country where Rape is highly reported is Inanda under the eThekweni District in KwaZulu-Natal, Thohoyandou under Vhembe District in Limpopo and Plessislaer under Umgungundlovu District in KwaZulu-Natal respectively.

Findings present that rape often occurs at residences of perpetrators or victims, such as family, friends and neighbours. Cases have been

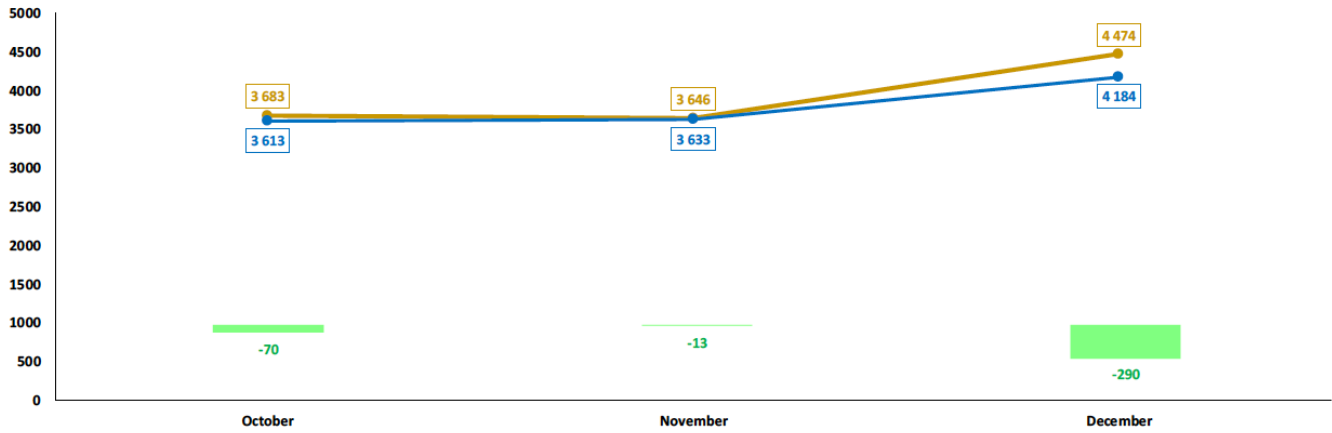
reported where rape took place in parks, open fields or in the streets. Rapes are also prevalent in liquor outlets - night clubs, shebeens, taverns and pubs. Furthermore, educational institutions such as schools, universities, college, day care facilities have become places of concern when it comes to rapes occurring and reported. This has propelled the SAPS to launch the Campus Community Safety Forums (CCSFs) in tertiary institutions. A collaborative platform where campus security, university administration, students and local law enforcement agencies and other stakeholders join forces to identify and address campus-related crimes and pertinent security related matters.

Attempted Sexual Offences remains a bothersome as the numbers increased from 748 to 755, that's a 0,9 increase than in the October - December 2024 quarter. We also witness a rise in attempted sexual offences from five of our nine provinces which is worrisome if not defeated, as these may turn into actual sexual offences.

While numbers remain high, it is quite encouraging that we are noting a reduction in the number of murders, rape and sexual offences reported.

Rape

Trend over three-month period



	Eastern Cape	Free State	Gauteng	KwaZulu-Natal	Limpopo	Mpumalanga	North West	Northern Cape	Western Cape	Republic Of South Africa
October 2024 to December 2024	1 905	844	2 300	2 283	1 138	784	875	321	1 353	11 803
October 2025 to December 2025	1 871	740	2 140	2 299	1 075	802	827	306	1 370	11 430
Count diff	-34	-104	-160	16	-63	18	-48	-15	17	-373
(%) Change	-1,8%	-12,3%	-7,0%	0,7%	-5,5%	2,3%	-5,5%	-4,7%	1,3%	-3,2%
% contribution to RSA	16,4%	6,5%	18,7%	20,1%	9,4%	7,0%	7,2%	2,7%	12,0%	

PROPERTY RELATED CRIME

In a bid to curb the rampant scourge of Theft of Livestock in the country, particularly in the Eastern Cape, Limpopo, KwaZulu-Natal and the Free State, the SAPS management hosted a Ministerial Stock Theft Stakeholder Engagement in Bloemfontein in 2025. All provinces of concern have improved, except for the Eastern Cape that is still experiencing some challenges.

The collaboration between the SAPS, provincial and local government, Community Policing Forum and farmers unions to strengthen intervention measures and explore additional strategies is reaping

positive results with a whopping decrease of -670 counts from 6 965 to 6 295 (-9,6% decrease).

Still on the same wave length, Theft Out of or From Motor Vehicle dropped from 19 409 to 18 068, reaching -1 341 drop nationally and a -6,9%. All provinces show a positive down spiral in this category of crime. As General Fannie Masemola indicated during the release of the crime statistics, this is a clear demonstration that the SAPS are turning the tide, intentionally and aggressively by heightening police visibility and successfully implementing solution driven crime combatting strategies, with a view of ultimately dismantling organised crime syndicates.

ROBBERY WITH AGGRAVATING CIRCUMSTANCES

This category is well known as Trio Crime – carjacking, robbery at residential premises, robbery at non-residential premises. Through targeted intelligence driven operations, it must be noted that there was almost 14% reduction in this category. The statistics reveal there was a significant reduction in trio crime, from 14 862 to 12 812 in the period under review. That is -2 050 counts which totals to -13,8% reduction.

Nationally, Carjackings have declined at -8,1% which represents a -387 difference from 4 807 in 2024/6 financial cycle to a 4 420 decline in the quarter under review. Besides the positive reduction on a national level, Carjackings are still prevalent in the Free State and the North West. These are the only two provinces that experienced an incline in the number of carjackings. As much as this is the case, Gauteng reported the greatest number of carjackings and police stations in Mamelodi East, Alexandra and Kempton Park, respectively all in Gauteng recorded the most reported carjackings.

Robbery at residential premises and robbery at non-residential premises spiked in Northern Cape which is a call for concern. A great need for collaboration between the SAPS, private securities, community policing forums, business forum, and civil organisations is required to reinforce the safety and security of these premises.

Robbery of Cash in Transit is another area of concern as it increased from 29 to 37, that is an additional 8 counts and Gauteng recording the most cases.

We observe a positive downward trend in Truck Hijackings. In 2024, approximately 413 cases were opened and in this current quarter 349

were reported. It demonstrates a -64 counts difference, which contributes to a -15,5% change.

Crime Detected as a Result of Police Action has also improved from 75 226 between October to December 2024 to 90 378 in this current quarter reported on. That is an increase of 15 152 recorded crime cases, sitting at a remarkable 20,1%. This was partially due to the national launch of the Safer Festive Season Operations that occurs during this time of the year in each province, throughout the country. The Safer Festive Season Operations sees all law enforcement agencies, including the Traffic Departments, Metro Police, Correctional Services, and Emergency Services working together with Community Police Forums, private security companies, and civil society organisations to ensure a unified approach to safety. It ensures continuous law enforcement presence from the pre-holiday build-up through the post-holiday period.

The South African Police Service remains steadfast in its commitment to stabilise, reduce serious and violent crime across the country and the positive downward trend observed in the fifteen of the seventeen crime categories bears testimony to this.





# RELEASE OF CRIME STATISTICS

3<sup>RD</sup> QUARTER OF 2025/2026



## AN OVERVIEW OF SERIOUS AND VIOLENT CRIMES

### CONTACT CRIME



6.7%

\*12 682 counts less compared to the previous review.

### PROPERTY RELATED CRIME



8.2%

\*6 740 counts less compared to the previous review.

### OTHER SERIOUS CRIME


3.7%



\*4 020 counts less compared to the previous review.

### MURDER

8.7%



\*602 counts less compared to the previous review.

### SEXUAL OFFENCES



2.8%

\*426 counts less compared to the previous review.

- RAPE 3.2%
- ATTEMPTED SEXUAL OFFENCES 0.9%

### ROBBERY WITH AGGRAVATING CIRCUMSTANCES

OCT - DEC 2024  
35 030 counts

OCT - DEC 2025  
31088 counts



11.3%

\*3 942 counts less compared to the previous review.

- ROBBERY AT RESIDENTIAL PREMISES 12.9%
- ROBBERY AT NON-RESIDENTIAL PREMISES 22.5%
- CARJACKINGS 8.1%

### TRIO CRIME

13.8%

\*2 050 counts less compared to the previous review.



Follow us on



MySAPS App | [www.saps.gov.za](http://www.saps.gov.za)

The POLICE magazine is published by the Publications and Broadcast Section of Corporate Communication and Liaison Service.