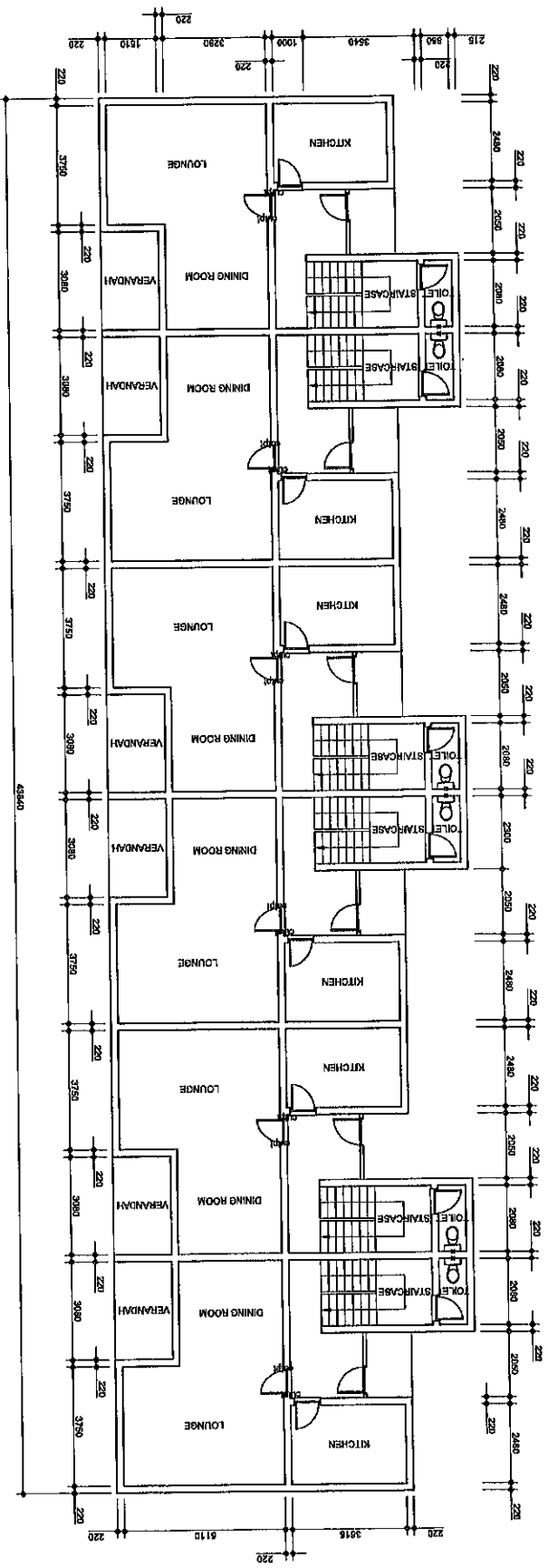
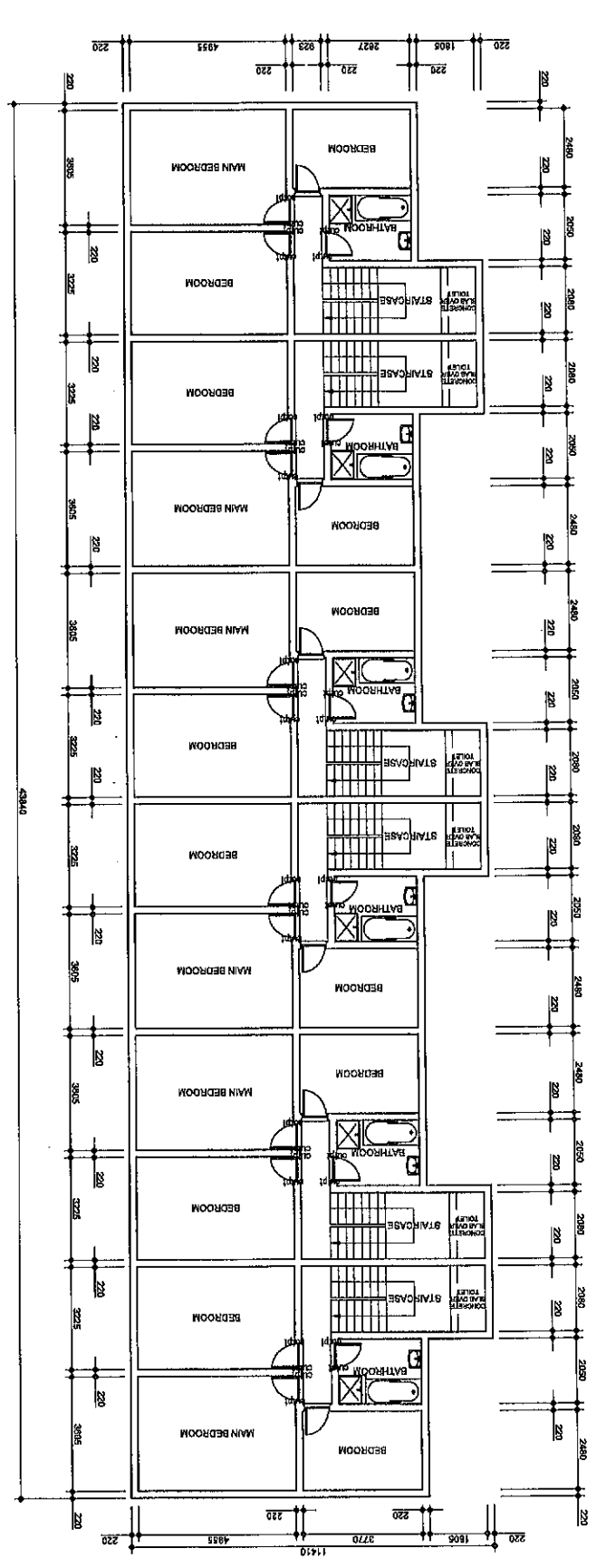


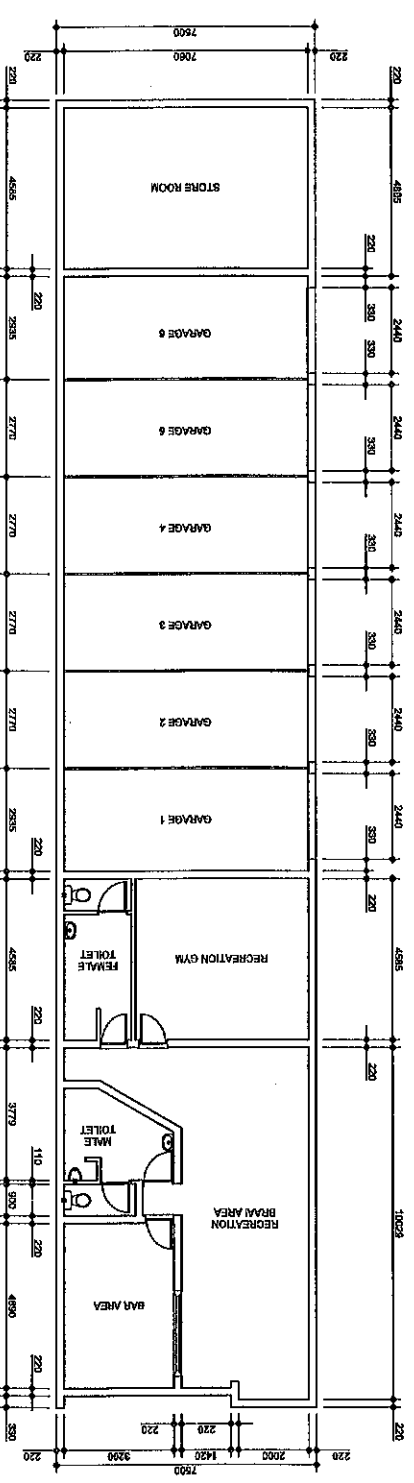
HOUSING QUARTERS: GROUND FLOOR



HOUSING QUARTERS: FIRST FLOOR



HOUSING QUARTERS: GARAGE, STORES AND RECREATION AREA



THS/S1/GR-002

1:100 (M. SHEED) 1:100 (M. SHEED) 1:100 (M. SHEED)

SEPTEMBER 2022

J. GROBELOW

F. BAYRAM

SAPS THEUNISSEN HOUSING QUARTERS & GARAGES FLOOR PLAN

Tender No. 18/18/133 TB (20)

APPOINTMENT OF A BUILD ENVIRONMENT PROFESSIONAL TO FULFILL THE ROLE OF A LEAD CONSULTANT: PLANNED REPAIR AND MAINTENANCE PROJECT AT THEUNISSEN POLICE STATION (FREE STATE)

MULTIDISCIPLINARY

SOUTH AFRICAN POLICE SERVICE PROGRAM & PROJECT MANAGEMENT

94P DIVISION SCM FACILITY MANAGEMENT PRIVATE BAG X 264 PRETORIA

TEL: 012 845 8938 FAX: 012 845 8782

A1

DATE

WORKSHEET



THS/S2/BS-001

Tender No. 18/1/19/1/33 TB (20)
 SAPS THEUNISSEN
 ADMINISTRATION GROUND FLOOR:
 BUILDING SCOPE OF WORKS

APPOINTMENT OF A BUILD ENVIRONMENT
 PROFESSIONAL TO FULFILL THE ROLE
 OF A LEAD CONSULTANT:
 PLANNED REPAIR AND MAINTENANCE
 PROJECT AT
 THEUNISSEN POLICE STATION
 (FREE STATE)

MULTIDISCIPLINARY

SOUTH AFRICAN POLICE SERVICE
 PROGRAM & PROJECT MANAGEMENT
 FACILITY MANAGEMENT
 5898 DIVISION BOM
 PRETORIA
 P.O. BOX 254
 TEL: 012 645 8938
 FAX: 012 645 8702

No. 18/1/19/1/33 TB (20)
 18/1/19/1/33 TB (20)

EXTERNAL BUILDING SCOPE OF WORKS

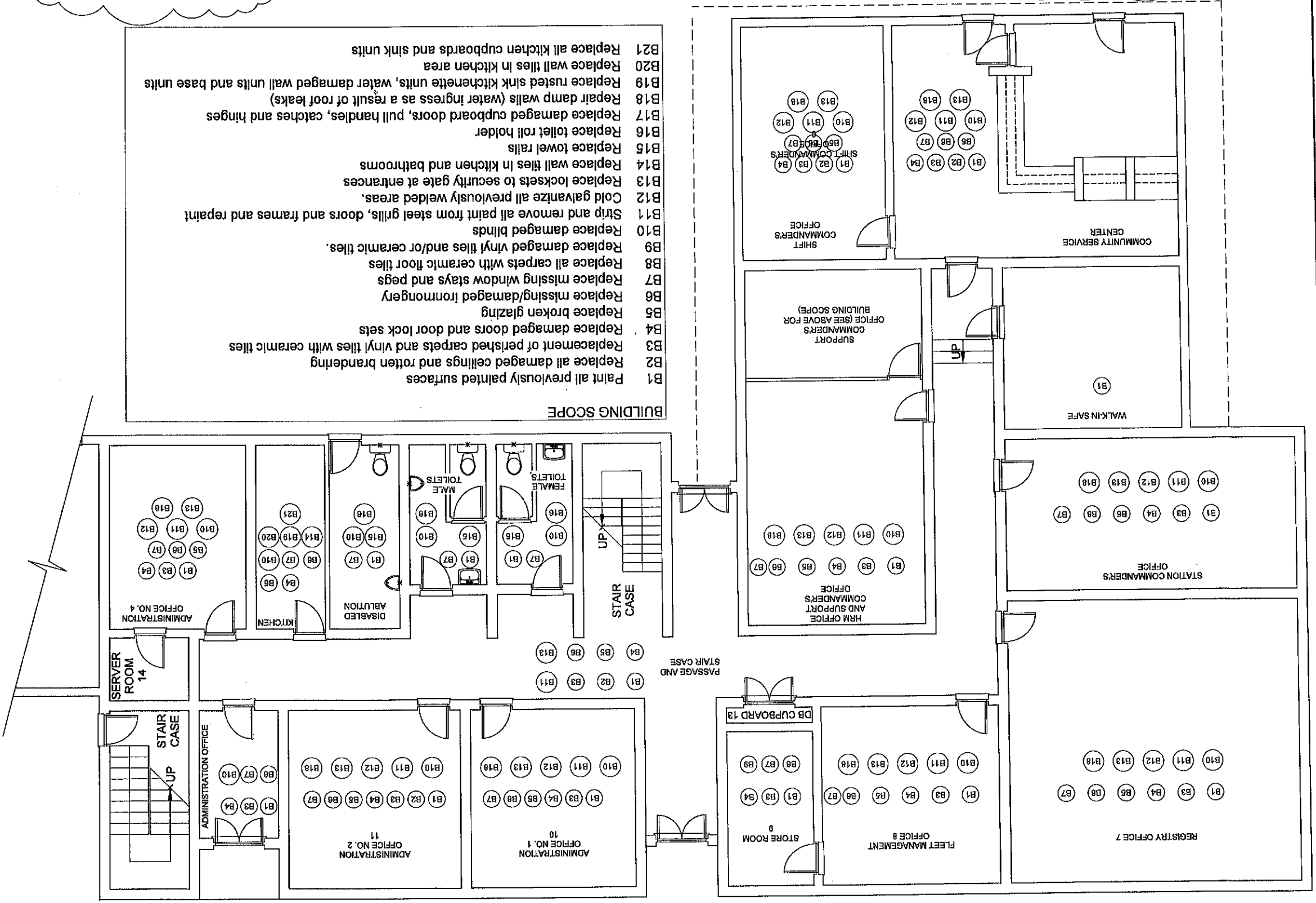
BE1 Replacement of rusted and dilapidated roof sheeting at all buildings with new concealed fixed roof sheeting or similar approved roof covering
 BE2 Replace defective damaged timber truss elements, fascia and barge boards
 BE3 Replace all rusted gutters and downpipes with seamless aluminium system
 BE4 Clean external face brick facades

BUILDING SCOPE

B1 Paint all previously painted surfaces
 B2 Replace all damaged ceilings and rotten brackerling
 B3 Replacement of perished carpets and vinyl tiles with ceramic tiles
 B4 Replace damaged doors and door lock sets
 B5 Replace broken glazing
 B6 Replace missing/damaged ironmongery
 B7 Replace missing window stays and pegs
 B8 Replace all carpets with ceramic floor tiles
 B9 Replace damaged vinyl tiles and/or ceramic tiles
 B10 Replace damaged blinds
 B11 Strip and remove all paint from steel grills, doors and frames and repaint
 B12 Cold galvanize all previously welded areas.
 B13 Replace locksets to security gate at entrances
 B14 Replace wall tiles in kitchen and bathrooms
 B15 Replace towel rails
 B16 Replace toilet roll holder
 B17 Replace damaged cupboard doors, pull handles, catches and hinges
 B18 Repair damp walls (water ingress as a result of roof leaks)
 B19 Replace rusted sink kitchenette units, water damaged wall units and base units
 B20 Replace wall tiles in kitchen area
 B21 Replace all kitchen cupboards and sink units

FENCING SCOPE

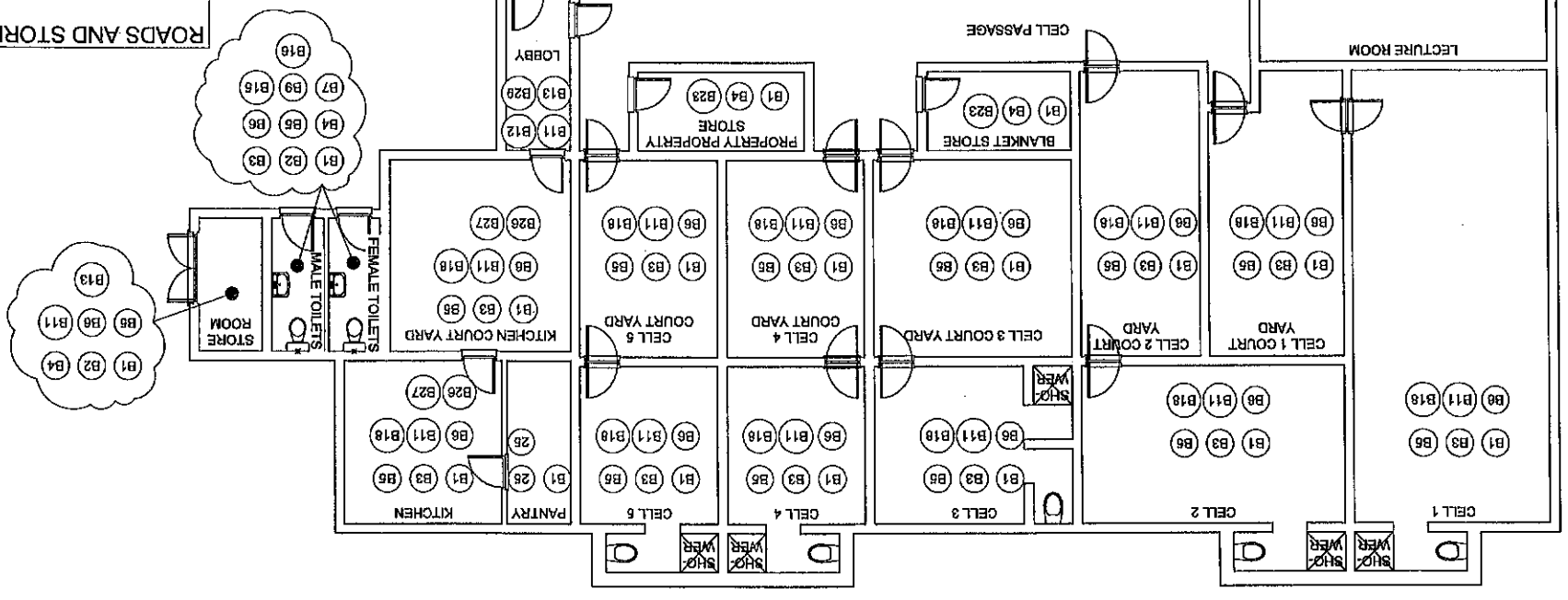
F1 Painting of palisade fencing and gates.
 F2 Cut and trim trees on fences and at buildings.
 F3 Service gate motor, gate sensors and replace standby battery pack.
 F4 Provide waste bins for all the buildings.
 F5 Clean the site and remove debris to dumping site.



- BUILDING SCOPE**
- B1 Paint all previously painted surfaces
 - B2 Replace all damaged ceilings and rotten branding
 - B3 Waterproofing to concrete roofs and parapet walls
 - B4 Replace damaged doors and door lock sets
 - B5 Replace broken glazing
 - B6 Replace missing/damaged ironmongery
 - B7 Replace missing window stays and pegs
 - B8 Replace damaged roll-up garage doors
 - B9 Replace damaged vinyl tiles and/or ceramic tiles.
 - B10 Replace damaged blinds
 - B11 Strip and remove all paint from steel grills, doors and frames and repaint
 - B12 Cold galvanize all previously welded areas.
 - B13 Replace locksets to security gate at entrances
 - B14 Replace wall tiles in kitchen and bathrooms
 - B15 Replace towel rails
 - B16 Replace toilet roll holder
 - B17 Replace damaged cupboard doors, pull handles, catches and hinges
 - B18 Repair damp walls (water ingress as a result of roof leaks)
 - B19 Replace rusted sink kitchenette units, water damaged wall units and base units
 - B20 Replace wall tiles in kitchen area
 - B21 Replace all kitchen cupboards and sink units
 - B22 Replace timber doors at clothing and linen stores
 - B23 Replace locksets in clothing and linen stores
 - B24 Replace locksets in the kitchen
 - B25 Replace timber doors in kitchen and proviant store
 - B26 Repaint natural gas cage
 - B27 Replace washing line in kitchen courtyard
 - B28 Repair non-contact visitor's facility glass barrier and seating area
 - B29 Clean external face brick facades

- ROADS AND STORMWATER SCOPE**
- R1 Localised surface repair on concrete surfaced roads and areas.
 - R2 Sealing of joints.
 - R3 Repair minor damaged road and concrete surfaces.
 - R4 Localised repairs of concrete paving damaged by tree roots.
 - R5 Storm water catch pits and gullies to be repaired and grids replaced.
 - R6 Replace and repair paving areas and make good by removing roots of trees.
 - R7 Repair damaged bitumen surfaces.

- EXTERNAL BUILDING SCOPE OF WORKS**
- BE1 Replacement of rusted and dilapidated roof sheeting at all buildings with new concealed fixed roof sheeting or similar approved roof covering
 - BE2 Replace defective damaged timber truss elements, fascia and barge boards
 - BE3 Replace all rusted gutters and downpipes with seamless aluminium system
 - BE4 Clean external face brick facades



THS/S2/BS-003

DATE: 17/01/2023
 DRAWN BY: J. GEORGIADIS
 CHECKED BY: J. GEORGIADIS

PROJECT: SAPS THUNISSEN CELL BLOCK AND PUBLIC ABLUTIONS SUPPORT GARAGES BUILDING AND ROADS SCOPE OF WORKS

TENDER NO. 19/17/1/133 TR (20)

APPOINTMENT OF A BUILD ENVIRONMENT PROFESSIONAL TO FULFILL THE ROLE OF A LEAD CONSULTANT PLANNED REPAIR AND MAINTENANCE PROJECT AT THUNISSEN POLICE STATION (FREE STATE)

MULTIDISCIPLINARY

SOUTH AFRICAN POLICE SERVICE PROGRAM & PROJECT MANAGEMENT

SAPS DIVISION 804
 FACILITY MANAGEMENT
 PROJECTS UNIT
 PRETORIA
 0001
 TEL: 012 645 8233
 FAX: 012 645 8122

DATE: 17/01/2023
 DRAWN BY: J. GEORGIADIS
 CHECKED BY: J. GEORGIADIS

DATE: 17/01/2023
 DRAWN BY: J. GEORGIADIS
 CHECKED BY: J. GEORGIADIS

DATE: 17/01/2023
 DRAWN BY: J. GEORGIADIS
 CHECKED BY: J. GEORGIADIS

THS/S2/BS-004

APPOINTMENT OF A BUILD ENVIRONMENT PROFESSIONAL TO FULFILL THE ROLE OF A LEAD CONSULTANT, PLANNED REPAIR AND MAINTENANCE PROJECT AT THEUNISSEN POLICE STATION (FREE STATE)

Tender No. 18/19/193 TB (20)

SAPS THEUNISSEN HOUSING QUARTERS & GARAGES: BUILDING, ROAD AND STORMWATER DRAINAGE SCOPE OF WORKS

1 - 05 041 00077
1 - 05 041 00077
1 - 05 041 00077

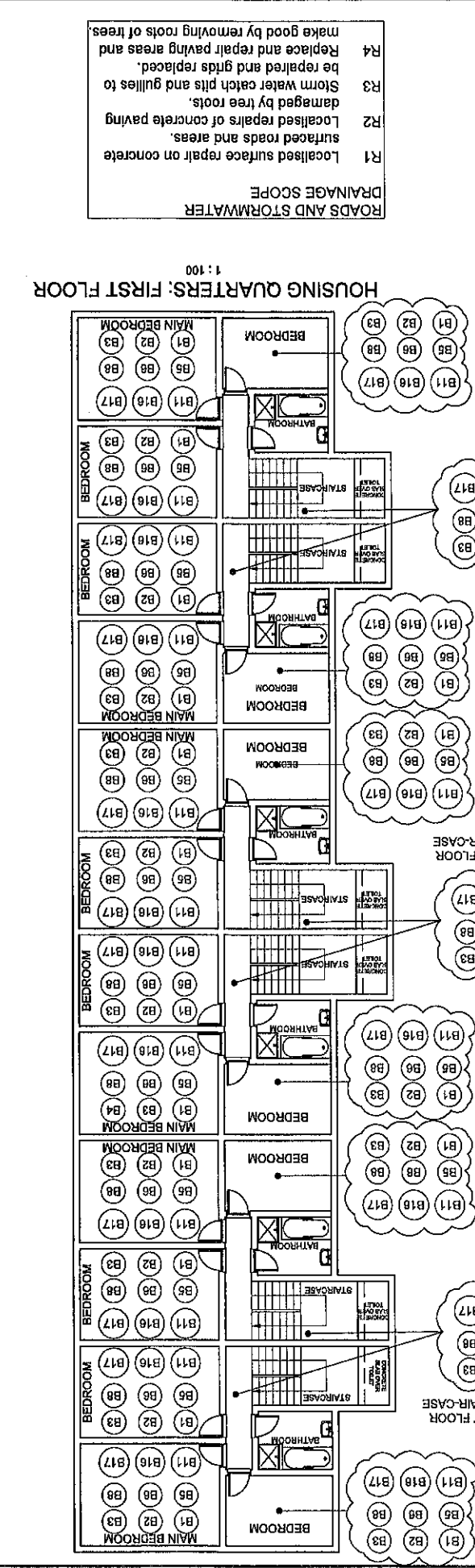
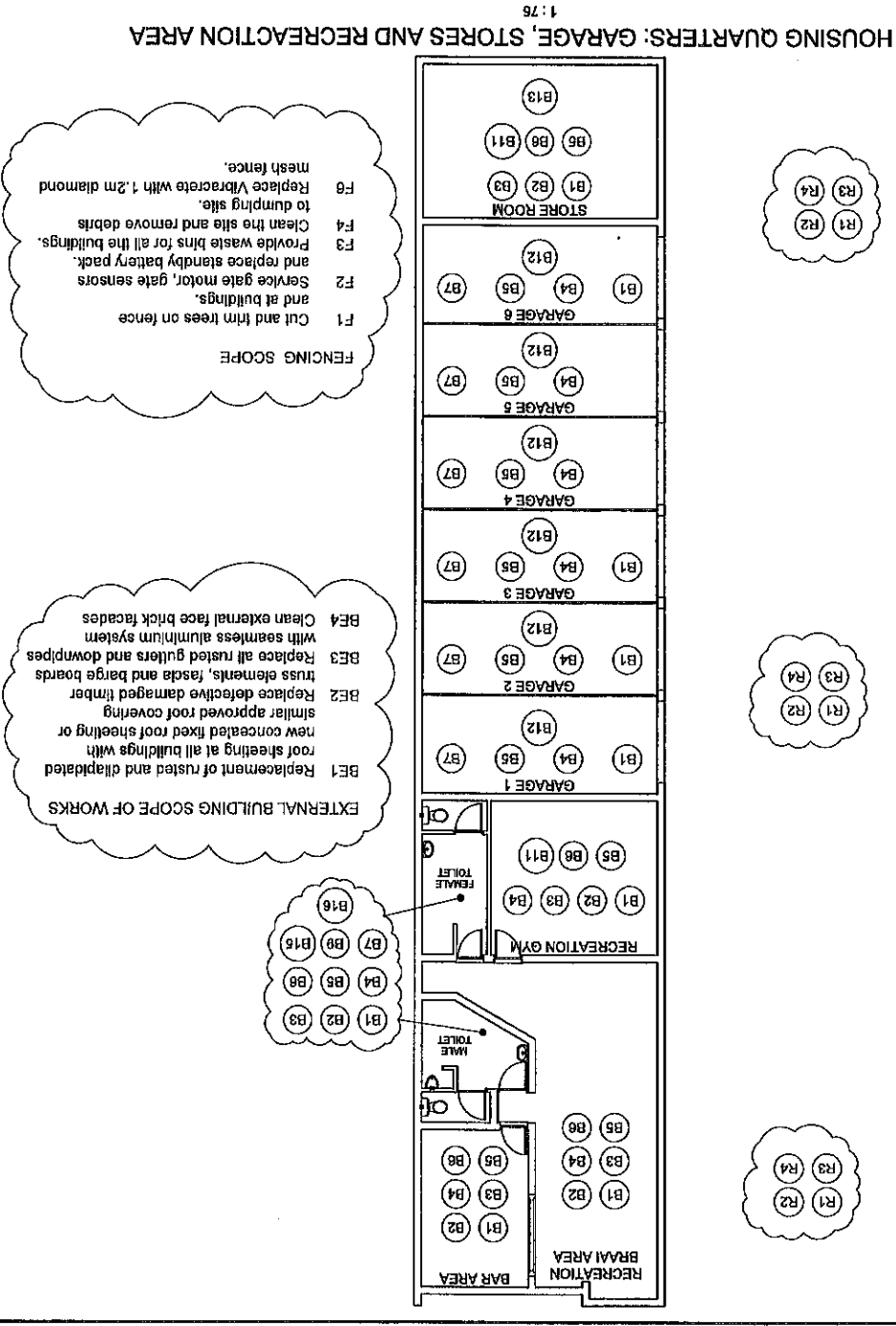
MULTIDISCIPLINARY

SOUTH AFRICAN POLICE SERVICE
PROGRAM & PROJECT MANAGEMENT

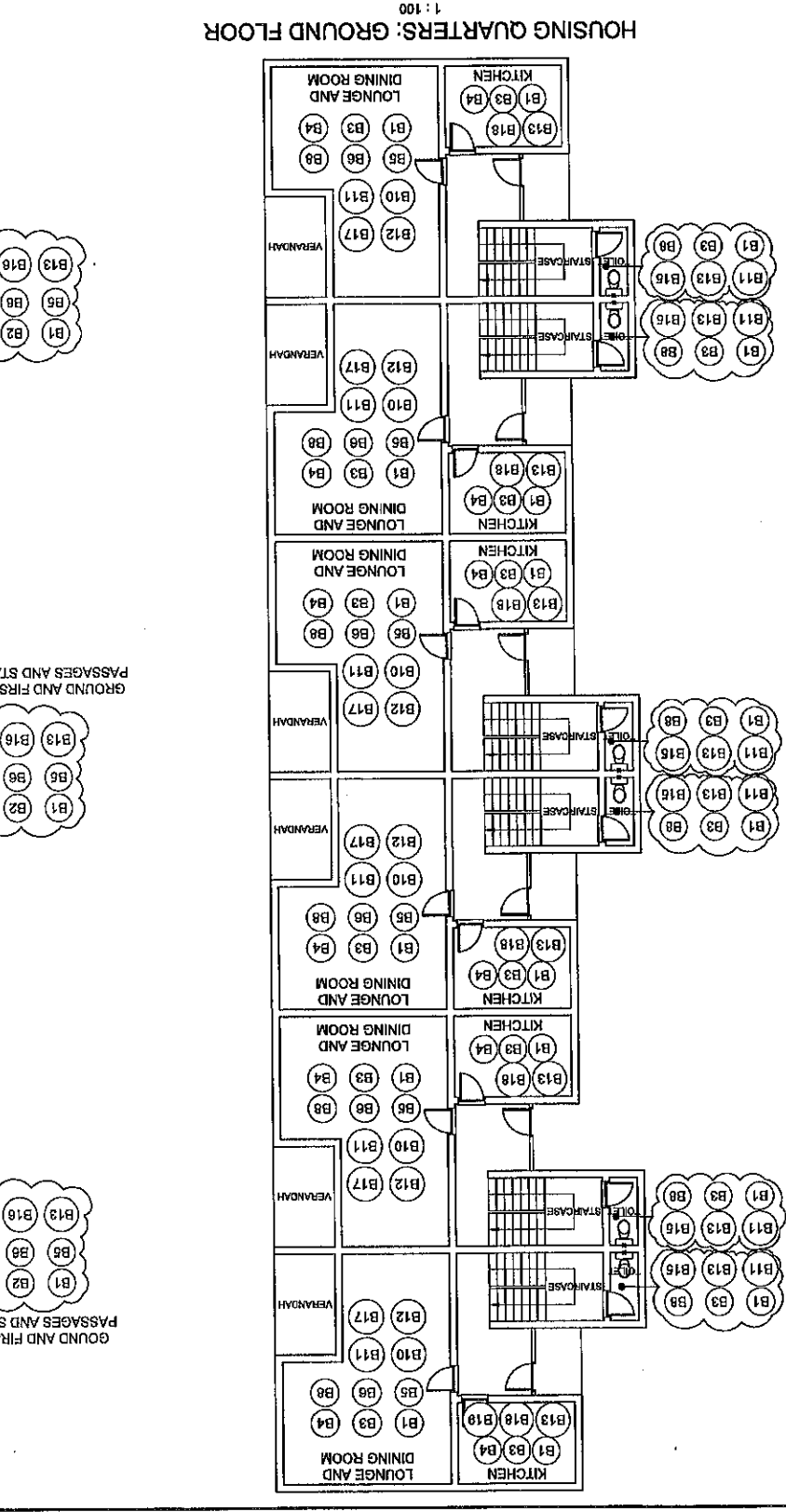
SAPS DIVISION 800
FACILITY MANAGEMENT
PRETORIA
0001
TEL: 012 646 9930
FAX: 012 646 9932

DATE: _____
DRAWN: _____
CHECKED: _____
APPROVED: _____

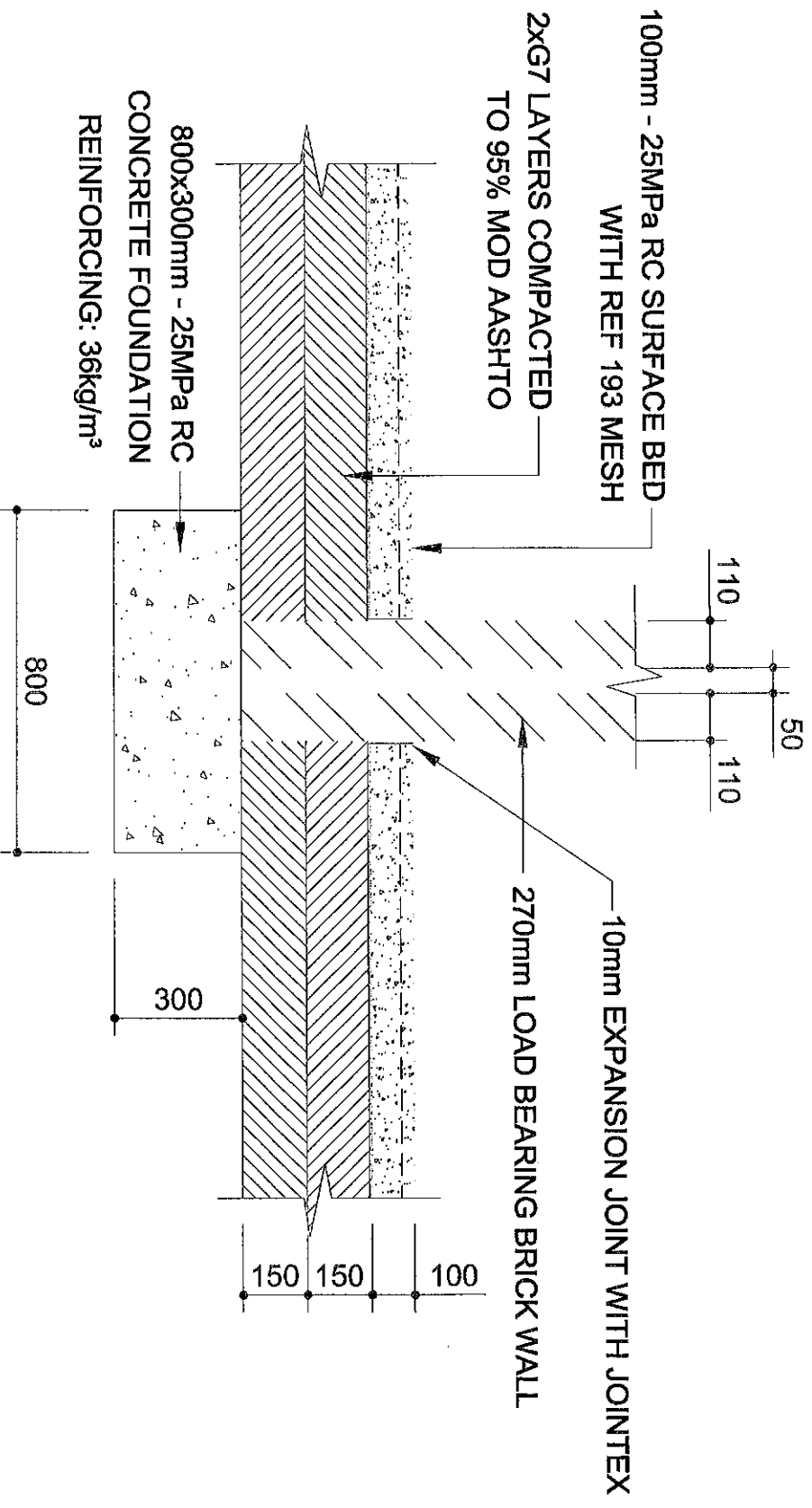
- BUILDING SCOPE**
- B9 Replace damaged vinyl tiles and/or ceramic tiles.
 - B10 Remove and re-install tarnished vinyl cladding on windows of western facade
 - B11 Strip and remove all paint from steel grills, doors and frames and repaint
 - B12 Replace locksets to security gate at entrances
 - B13 Replace wall tiles in kitchen and bathrooms
 - B14 Replace towel rails
 - B15 Replace toilet roll holder
 - B16 Replace damaged cupboard doors, pull handles, catches and hinges
 - B17 Repair damp walls (water ingress as a result of roof leaks)
 - B18 Replace rusted sink kitchenette units, water damaged wall units and base units
 - B19 Replace wall tiles in kitchen area
 - B20 Replace all kitchen cupboards and sink units
 - B21 Replace timber doors at clothing and linen stores
 - B22 Install aluminium shower doors



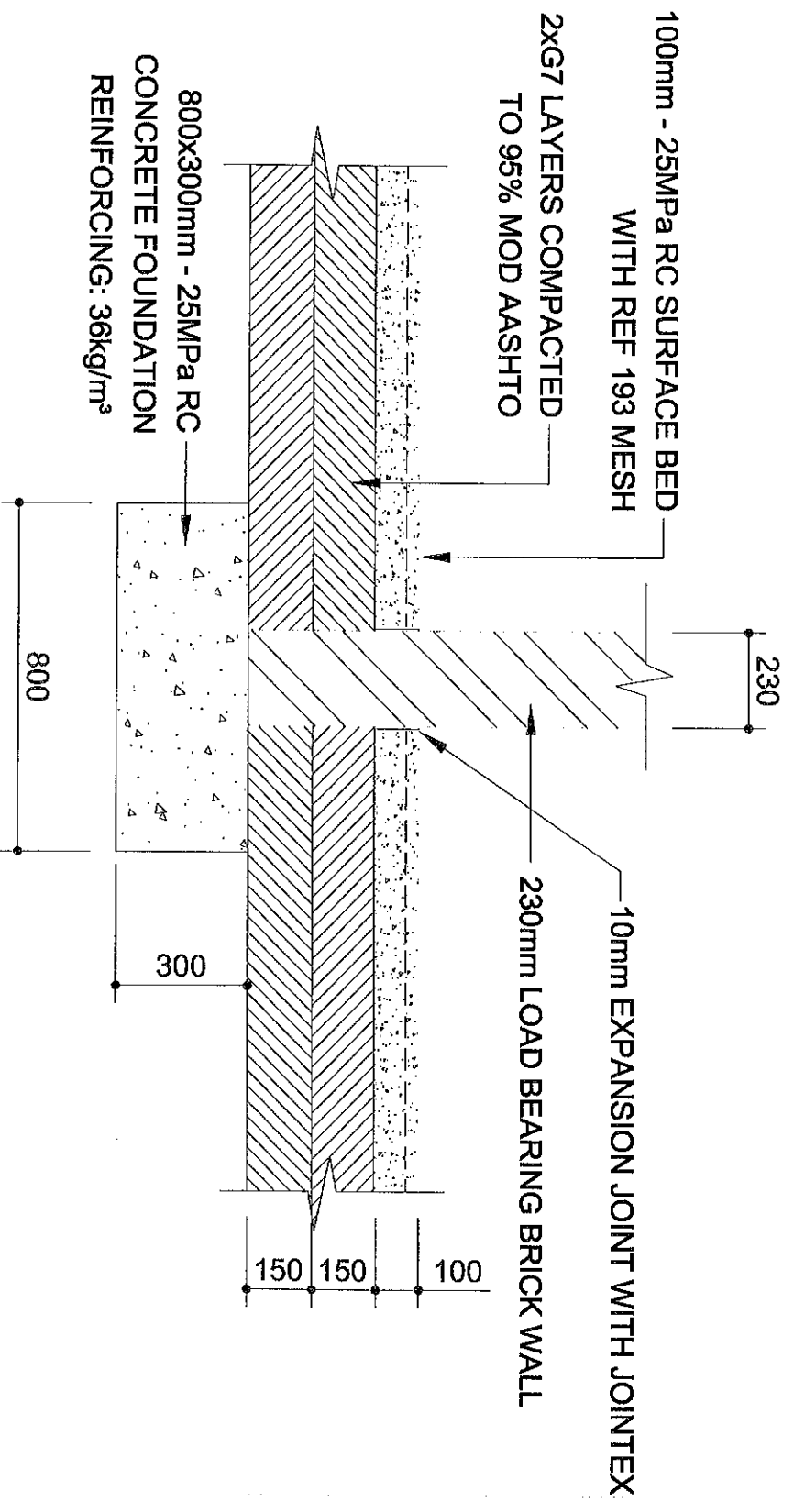
- BUILDING SCOPE**
- B1 Paint all previously painted surfaces
 - B2 Replace all damaged ceilings and rotten bracing
 - B3 Replace damaged doors and door lock sets
 - B4 Replace broken glazing
 - B5 Replace missing/damaged ironmongery
 - B6 Replace missing window stays and pegs
 - B7 Replace damaged roll-up garage doors
 - B8 Replacement of perished carpets and vinyl tiles with ceramic tiles




- ROADS AND STORMWATER DRAINAGE SCOPE**
- R1 Localised surface repair on concrete surfaced roads and areas.
 - R2 Localised repairs of concrete paving damaged by tree roots.
 - R3 Storm water catch pits and gullies to be repaired and grids replaced.
 - R4 Replace and repair paving areas and make good by removing roots of trees.



TYPICAL FOUNDATION SECTION: 270mm CAVITY BRICK WALL
SCALE 1:20

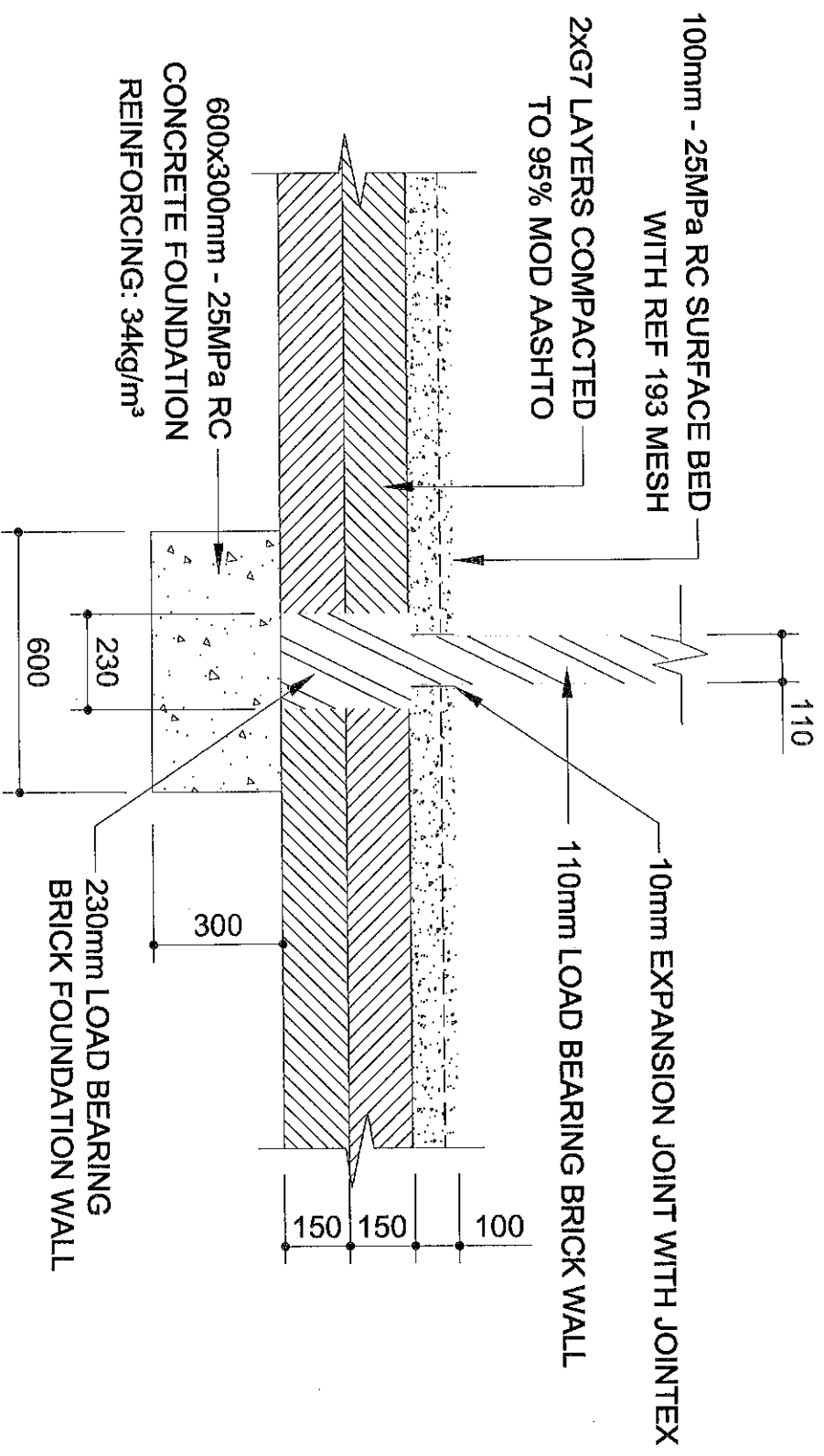


TYPICAL FOUNDATION SECTION: 230mm BRICK WALL
SCALE 1:20

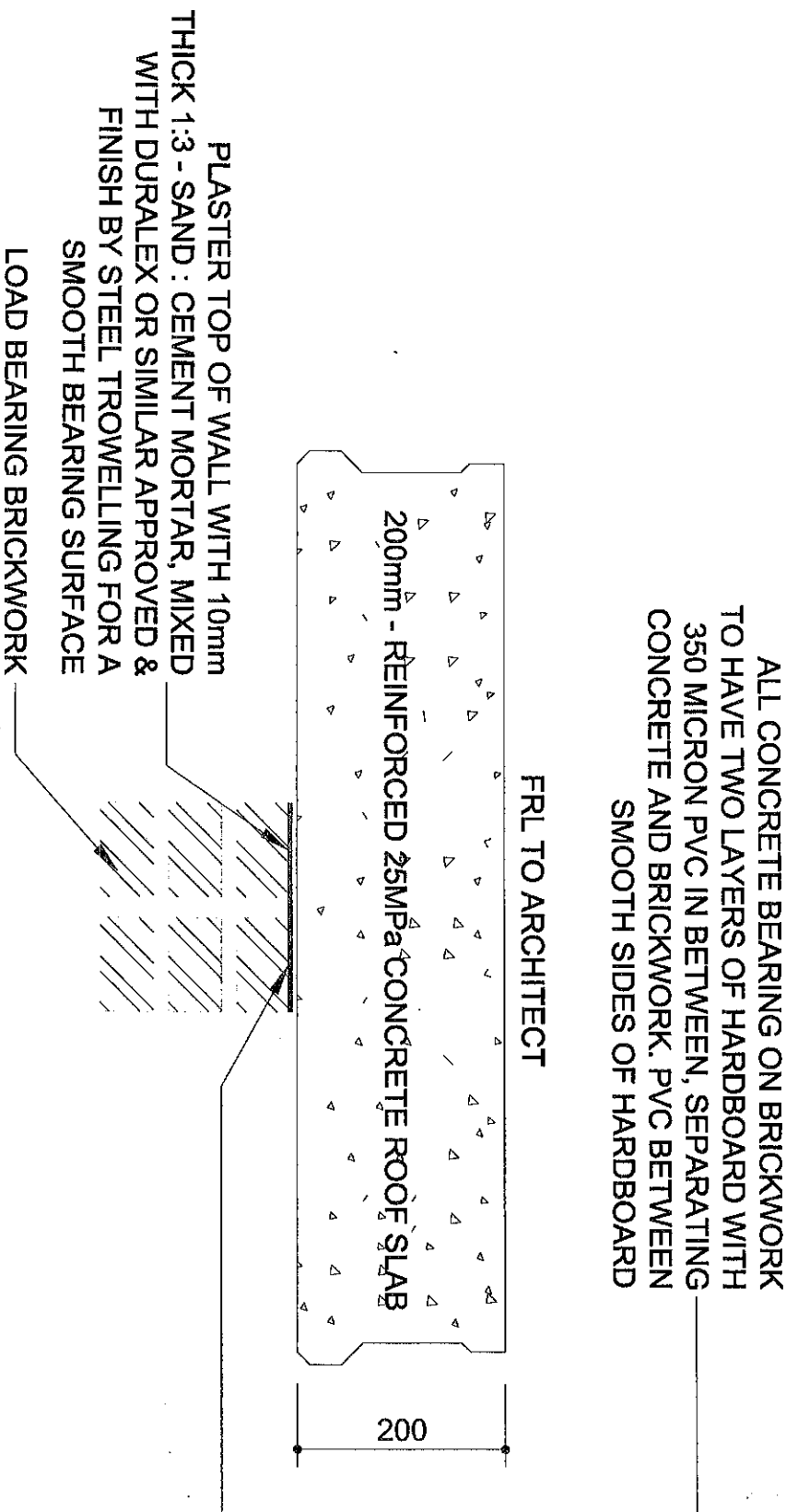


SAPS THEUNISSEN
 ADMINISTRASTION, SUPPORT
 AND CELL BLOCK GROUND FLOOR
 AND FIRIST FLOOR PLAN

THS/S2/BS-005



TYPICAL FOUNDATION SECTION: 110mm BRICK WALL
SCALE 1:20



TYPICAL DETAIL: CONCRETE ON BRICK SUPPORT
N.T.S.

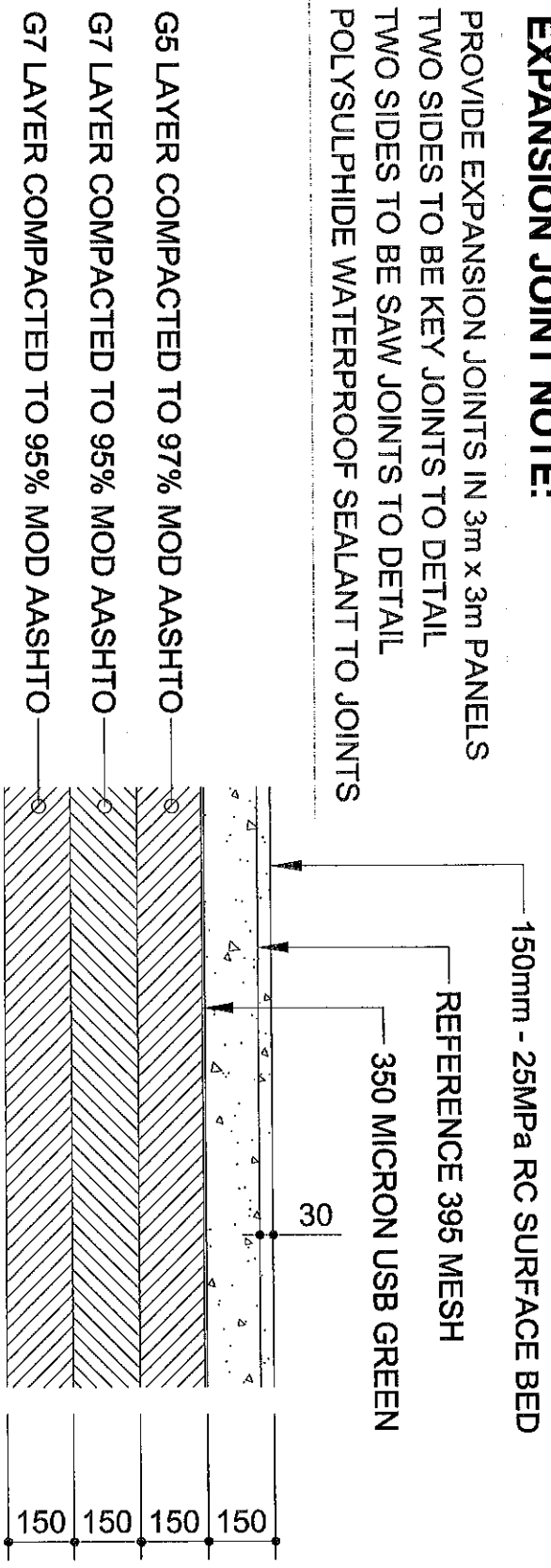


SAPS THEUNISSEN
 ADMINISTRASTION, SUPPORT
 AND CELL BLOCK GROUND FLOOR
 AND FIRTS FLOOR PLAN

THS/S2/BS-006

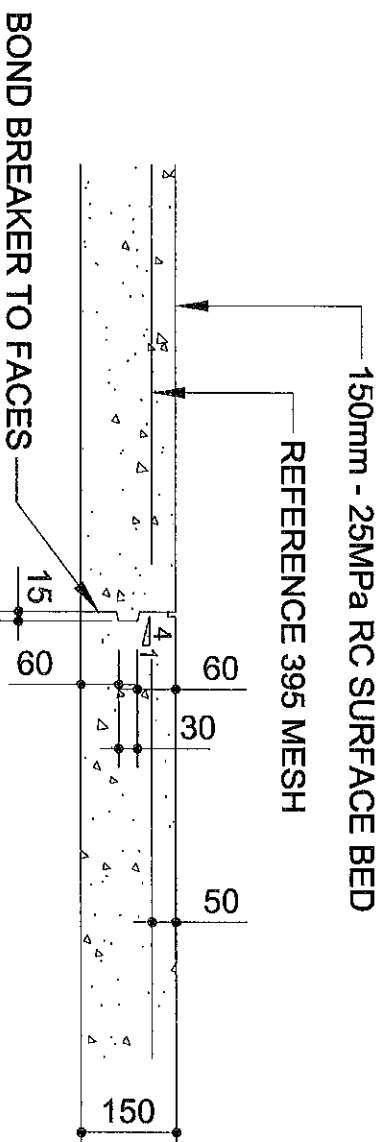
EXPANSION JOINT NOTE:

PROVIDE EXPANSION JOINTS IN 3m x 3m PANELS
 TWO SIDES TO BE KEY JOINTS TO DETAIL
 TWO SIDES TO BE SAW JOINTS TO DETAIL
 POLYSULPHIDE WATERPROOF SEALANT TO JOINTS



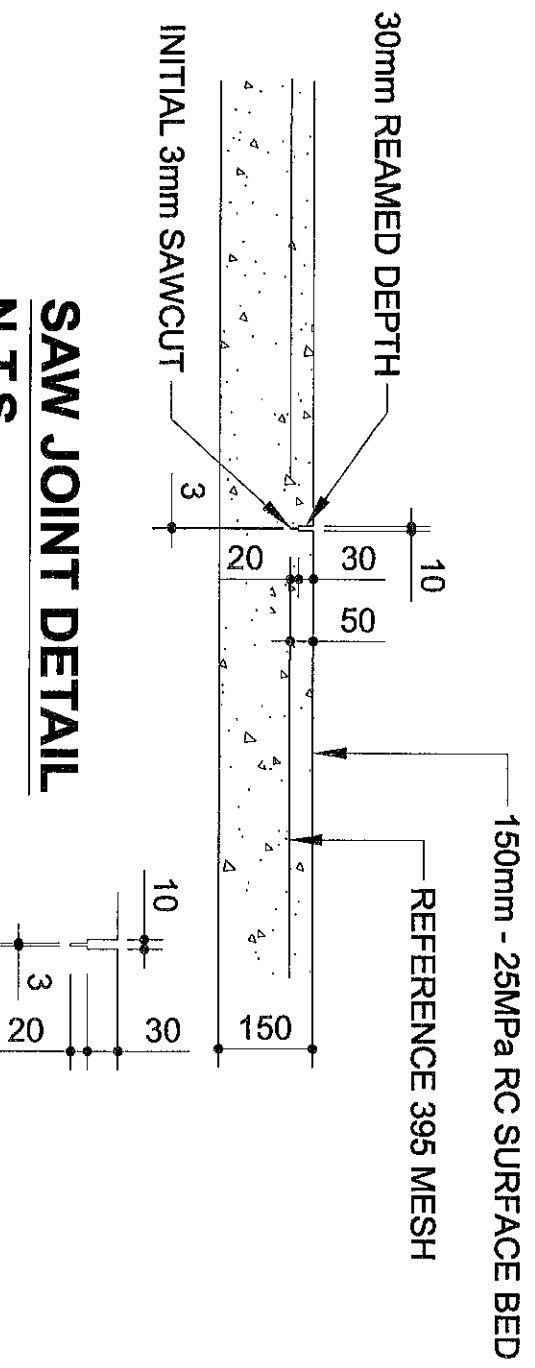
**TYPICAL KITCHEN SURFACE BED DETAIL
 N.T.S.**

JOINTS TO BE SEALED WITH WATERPROOF POLYSULPHIDE JOINT SEALANT



**KEYED JOINT DETAIL
 N.T.S.**


JOINTS TO BE SEALED WITH WATERPROOF POLYSULPHIDE JOINT SEALANT



**SAW JOINT DETAIL
 N.T.S.**

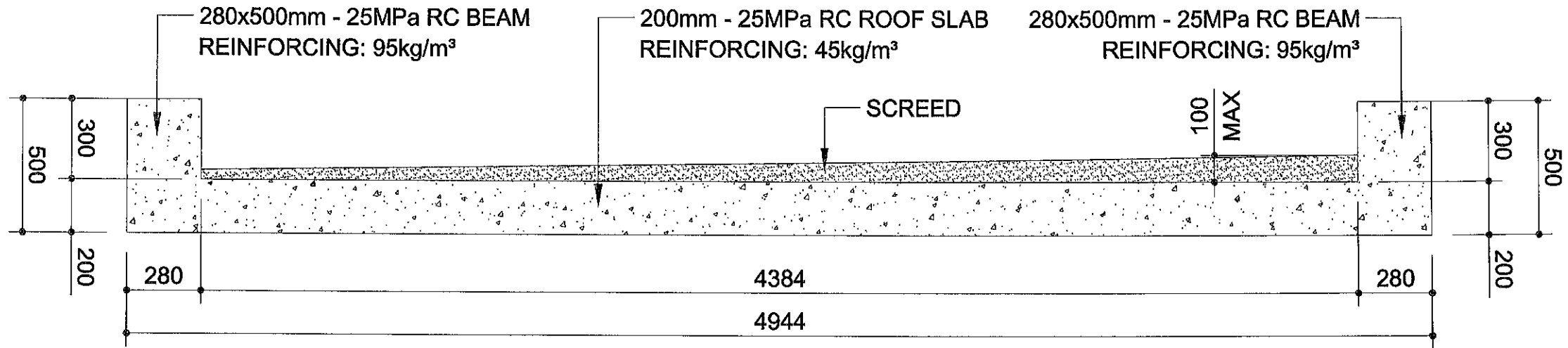
SAPS THEUNISSEN
 ADMINISTRASTION, SUPPORT
 AND CELL BLOCK GROUND FLOOR
 AND FIRIST FLOOR PLAN

THS/S2/BS-007



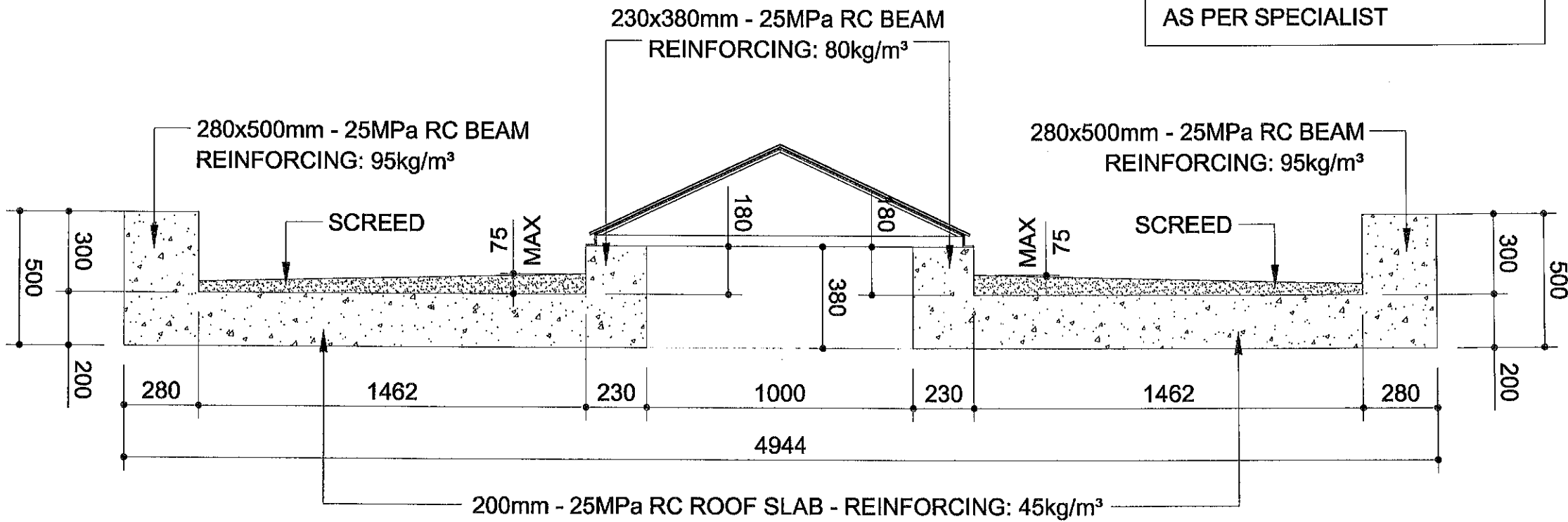
KLEINT

QUEINT



TYPICAL CONCRETE ROOF SLAB DETAIL A
N.T.S.

STRUCTURAL ROOF SCREED TO
FALL & TO FULL BORE OUTLETS
APPROVED WATERPROOFING
AS PER SPECIALIST



TYPICAL CONCRETE ROOF SLAB DETAIL B
N.T.S.

SAPS THEUNISSEN
ADMINISTRATION, SUPPORT
AND CELL BLOCK GROUND FLOOR
AND FIRST FLOOR PLAN

THS/S2/BS-008

THS/S2/PD-001

19 FEBRUARY 2023

1 10 PM (EST)

7 44 AM (AM)

1 GROSSBLATT

SAPS THUNISSEN
ADMINISTRATION GROUND FLOOR
PLUMBING AND DRAINAGE SCOPE OF WORKS

Tender No. 19/18/1/93 TB (20)

APPOINTMENT OF A BUILD ENVIRONMENT PROFESSIONAL TO FULFILL THE ROLE OF A LEAD CONSULTANT; PLANNED REPAIR AND MAINTENANCE PROJECT AT THUNISSEN POLICE STATION (FREE STATE)

MULTIDISCIPLINARY

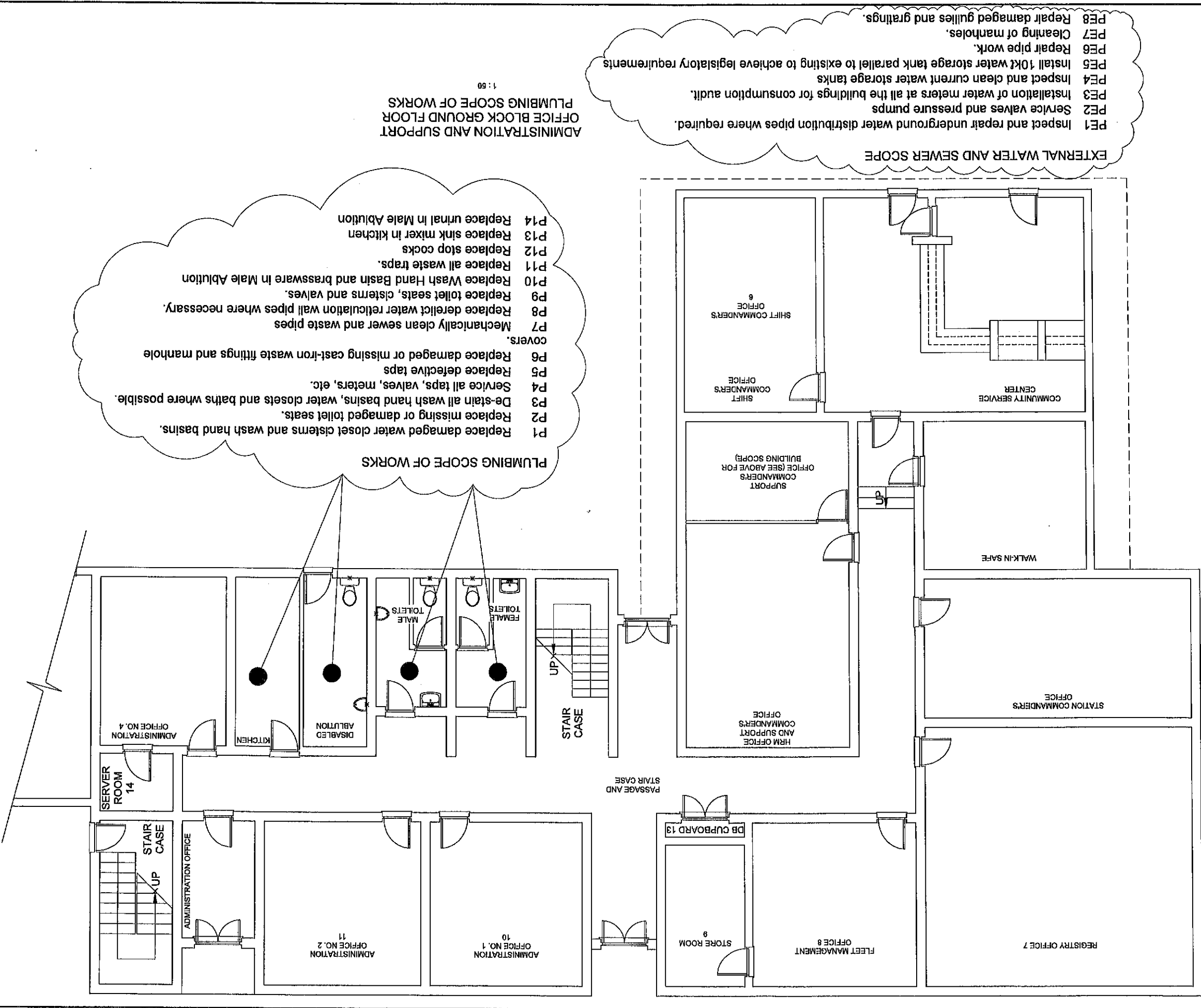
SAPS DIVISION 808
FACILITY MANAGEMENT
PRIVATE ROAD X 284
PRETORIA
0001
TEL: 012 946 6639
FAX: 012 645 8702

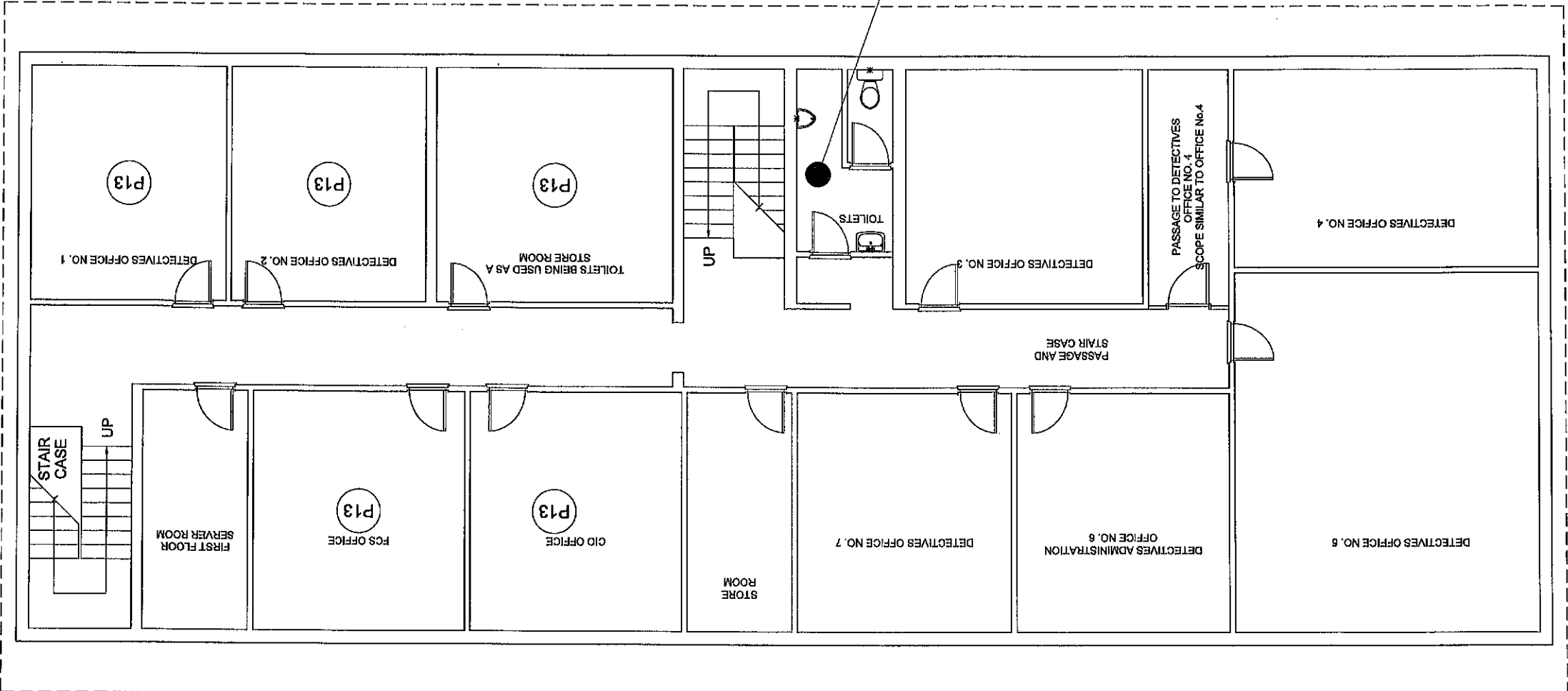
SOUTH AFRICAN POLICE SERVICE
PROGRAM & PROJECT MANAGEMENT

DATE: _____

BY: _____

REVISION: _____





1 : 50
 ADMINISTRATION AND SUPPORT
 OFFICE BLOCK FIRST FLOOR
 BUILDING SCOPE

- EXTERNAL WATER AND SEWER SCOPE**
- PE1 Inspect and repair underground water distribution pipes where required.
 - PE2 Service valves and pressure pumps
 - PE3 Installation of water meters at all the buildings for consumption audit.
 - PE4 Inspect and clean current water storage tanks
 - PE5 Install 10kt water storage tank parallel to existing to achieve legislative requirements
 - PE6 Repair pipe work.
 - PE7 Cleaning of manholes.
 - PE8 Repair damaged gullies and gratings.

- PLUMBING SCOPE OF WORKS**
- P1 Replace damaged water closet cisterns and wash hand basins.
 - P2 Replace missing or damaged toilet seats.
 - P3 De-stain all wash hand basins, water closets and baths where possible.
 - P4 Service all taps, valves, meters, etc.
 - P5 Replace defective taps
 - P6 Replace damaged or missing cast-iron waste fittings and manhole covers.
 - P7 Mechanically clean sewer and waste pipes
 - P8 Replace derelict water reticulation wall pipes where necessary.
 - P9 Replace toilet seats, cisterns and valves.
 - P10 Replace Wash Hand Basin and brassware in Male Ablution
 - P11 Replace all waste traps.
 - P12 Replace stop cocks
 - P13 De-commission of water reticulation in old "single quarters" and removal of sanitary fittings

<p>APPOINTMENT OF A BUILD ENVIRONMENT PROFESSIONAL TO FULFIL THE ROLE OF A LEAD CONSULTANT. PLANNED REPAIR AND MAINTENANCE PROJECT AT THEUNISSEN POLICE STATION (FREE STATE)</p> <p>Tender No. 18/18/1/3 TR (20)</p> <p>SAPS THEUNISSEN ADMINISTRATION FIRST FLOOR: PLUMBING AND DRAINAGE SCOPE OF WORKS</p>	
<p>MULTIDISCIPLINARY</p>	
<p>TEL: 012 946 8939 FAX: 012 945 8982 SAPS DIVISION 80M FACILITY MANAGEMENT PRIVATE BAG 264 PRETORIA 0001</p>  <p>SOUTH AFRICAN POLICE SERVICE PROGRAM & PROJECT MANAGEMENT</p>	
<p>DATE: _____</p> <p>BY: _____</p> <p>FOR: _____</p> <p>SCALE: _____</p> <p>PROJECT: _____</p> <p>NO: _____</p> <p>DATE: _____</p>	<p>DATE: _____</p> <p>BY: _____</p> <p>FOR: _____</p> <p>SCALE: _____</p> <p>PROJECT: _____</p> <p>NO: _____</p> <p>DATE: _____</p>
<p>NO. _____</p> <p>DWG. _____</p> <p>AMOUNT _____</p> <p>DATE _____</p>	<p>NO. _____</p> <p>DWG. _____</p> <p>AMOUNT _____</p> <p>DATE _____</p>

THS/SS/2/PD-002

THS/SZ/PD-003

Tender No. 19/18/1/33 TR (20)

SAPS THEUNISSEN
SUPPORT, GARAGES
AND CELL BLOCK GROUND FLOOR,
PLUMBING AND DRAINAGE
SCOPE OF WORKS

APPOINTMENT OF A BUILD ENVIRONMENT
PROFESSIONAL TO FULFILL THE ROLE
OF A LEAD CONSULTANT,
PLANNED REPAIR AND MAINTENANCE
PROJECT AT
THEUNISSEN POLICE STATION
(FREE STATE)

MULTIDISCIPLINARY

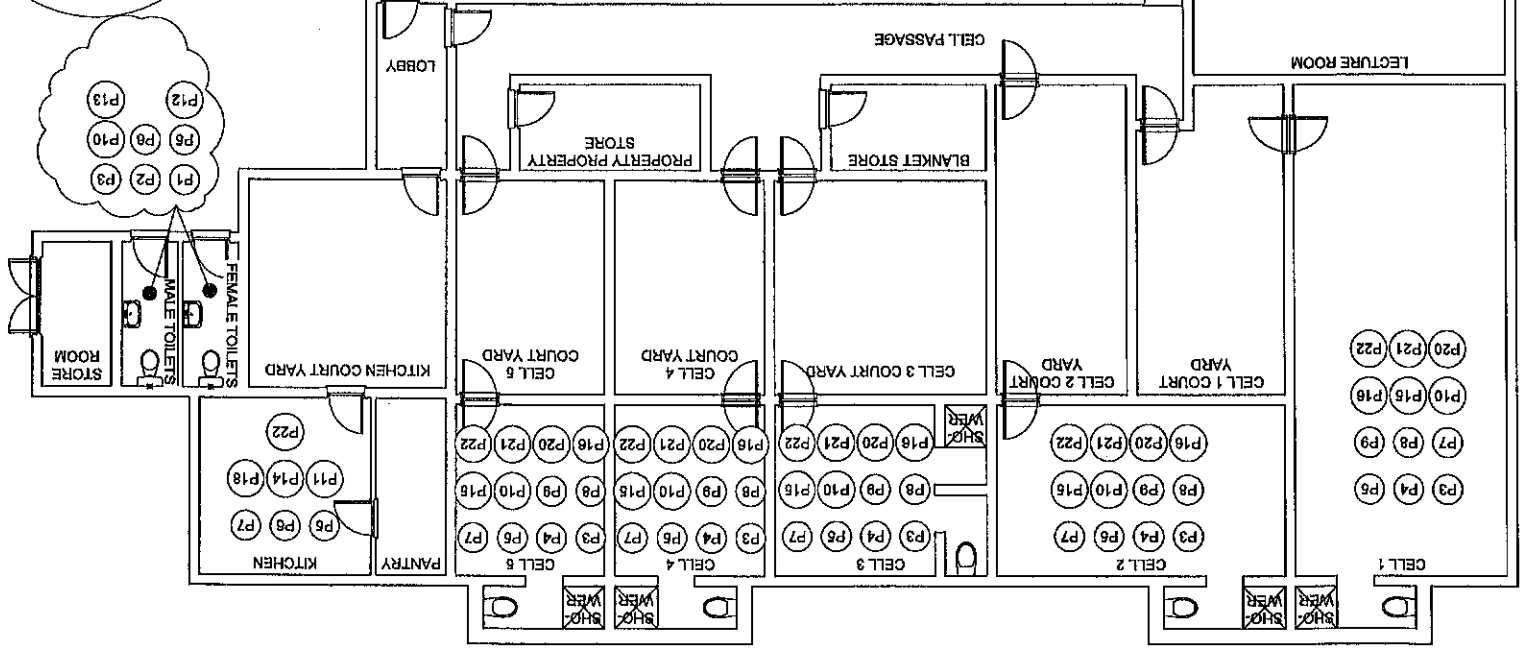
SOUTH AFRICAN POLICE SERVICE
PROGRAM & PROJECT MANAGEMENT

SAPS DIVISION 804
FACILITY MANAGEMENT
PRETORIA
PRIVATE ROAD 264
0001
TEL: 012 646 8938
FAC: 012 646 8792

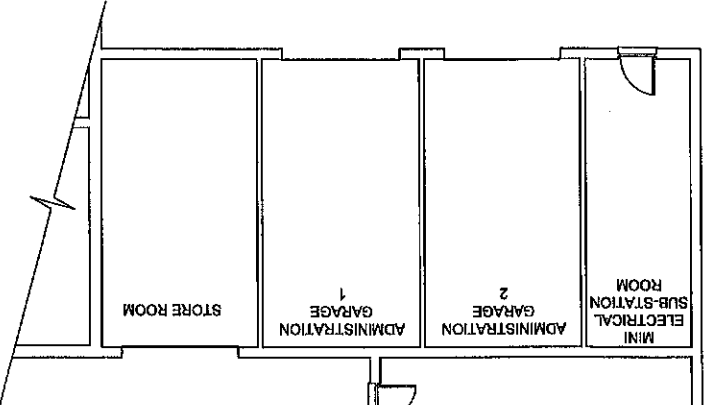


- PLUMBING SCOPE OF WORKS**
- P1 Replace damaged water closet cisterns and wash hand basins.
 - P2 Replace missing or damaged toilet seats.
 - P3 De-stain all wash hand basins, water closets and baths where possible.
 - P4 Service cistern flush master kits and replace where necessary.
 - P5 Service all taps, valves, meters, etc.
 - P6 Replace defective taps
 - P7 Install geysers and heat pumps as per Project Five Star 2012
 - P8 Replace damaged or missing cast-iron waste fittings and manhole covers.
 - P9 Mechanically clean sewer and waste pipes
 - P10 Replace derelict water reticulation wall pipes where necessary.
 - P11 Replace sink mixer in kitchen
 - P12 Replace toilet seats, cisterns and valves.
 - P13 Replace Wash Hand Basin and brassware in Male Ablution
 - P14 Replace all waste traps.
 - P15 Replace flush masters to sanitary ware
 - P16 Replace vandal proof shower heads as existing has been discontinued.
 - P17 Replace stop cocks
 - P18 Replace sink mixer and P-trap waste in Cell Block Kitchen
 - P19 Replace shower rose
 - P20 Replace recessed basin drinking fountain
 - P21 Replace current HWC's with 200l holding vessel (HWC) complete with heat pumps
 - P22 Destain and clean stainless-steel sanitary ware

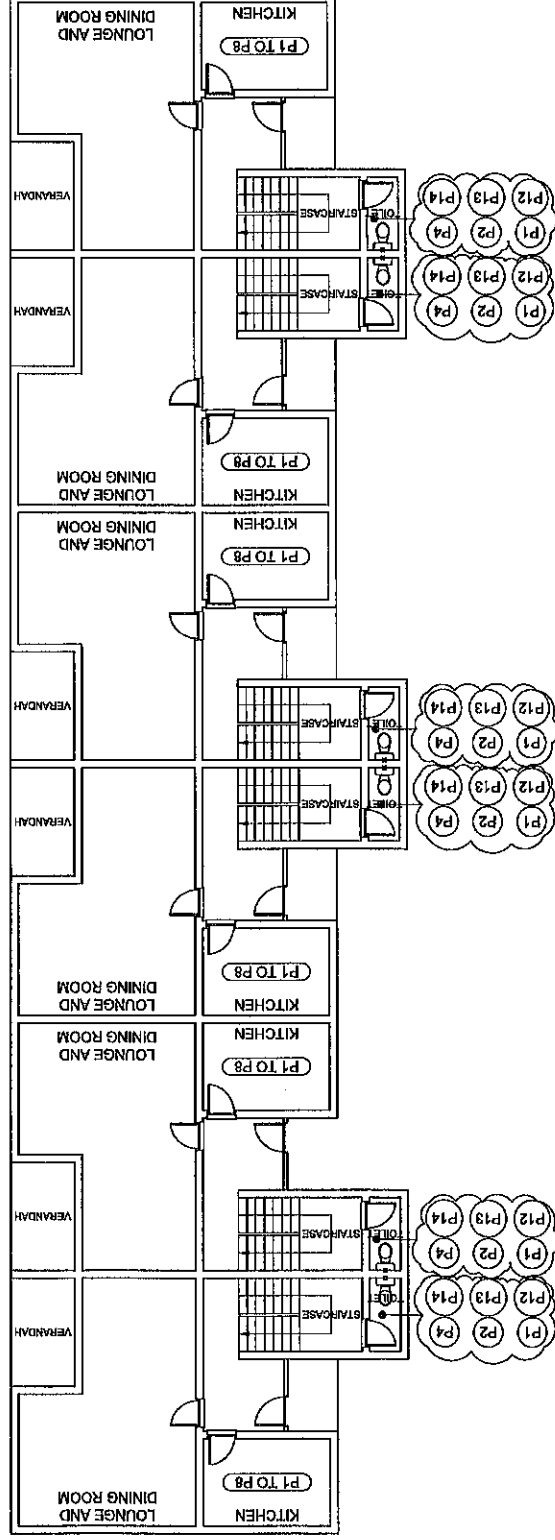
- EXTERNAL WATER AND SEWER SCOPE**
- PE1 Inspect and repair underground water distribution pipes where required.
 - PE2 Service valves and pressure pumps
 - PE3 Installation of water meters at all the buildings for consumption audit.
 - PE4 Inspect and clean current water storage tanks
 - PE5 Install 10klt water storage tank parallel to existing to achieve legislative requirements
 - PE6 Repair pipe work.
 - PE7 Cleaning of manholes.
 - PE8 Repair damaged gullies and gratings.



1 : 75
GARAGES, LECTURE ROOM, CELL BLOCK AND
PUBLIC ABLUTIONS PLUMBING SCOPE

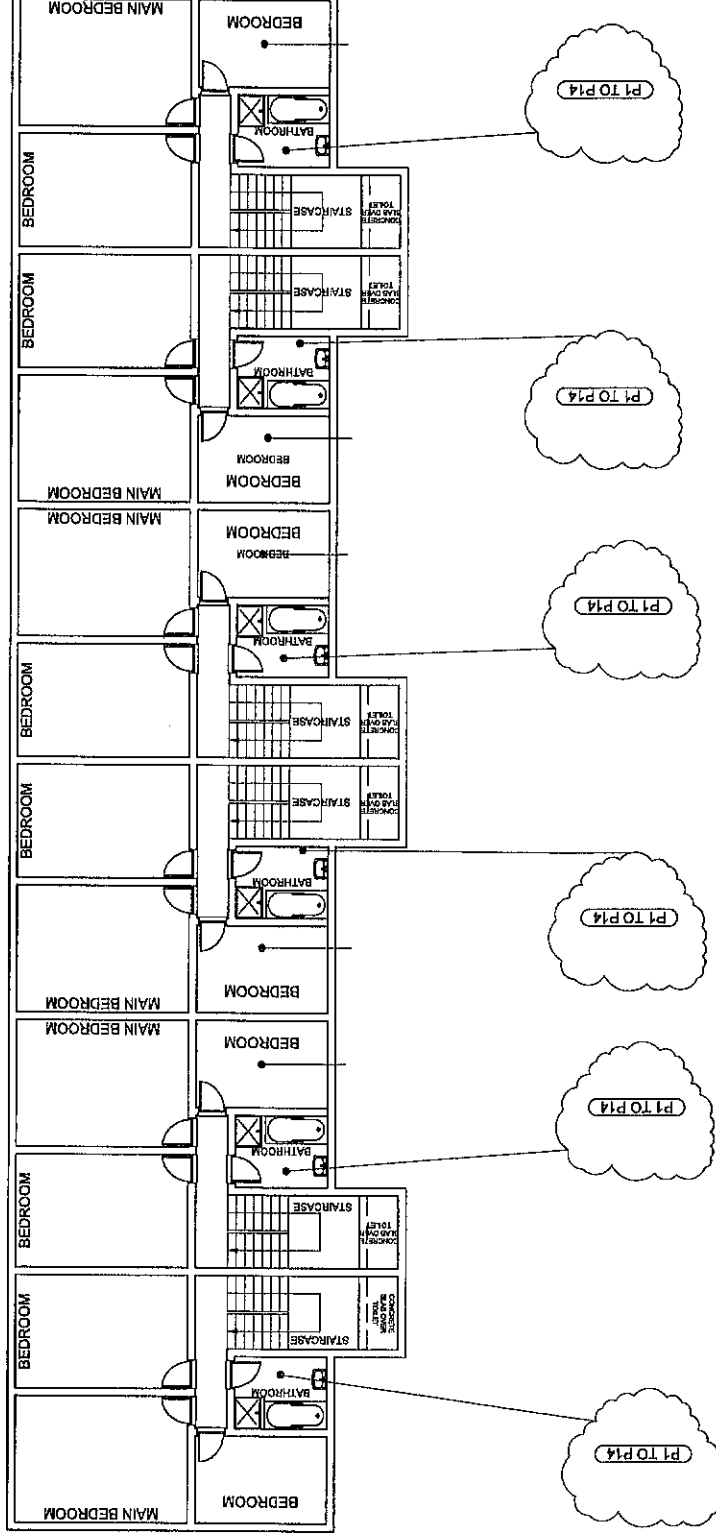


HOUSING QUARTERS: GROUND FLOOR
1 : 100



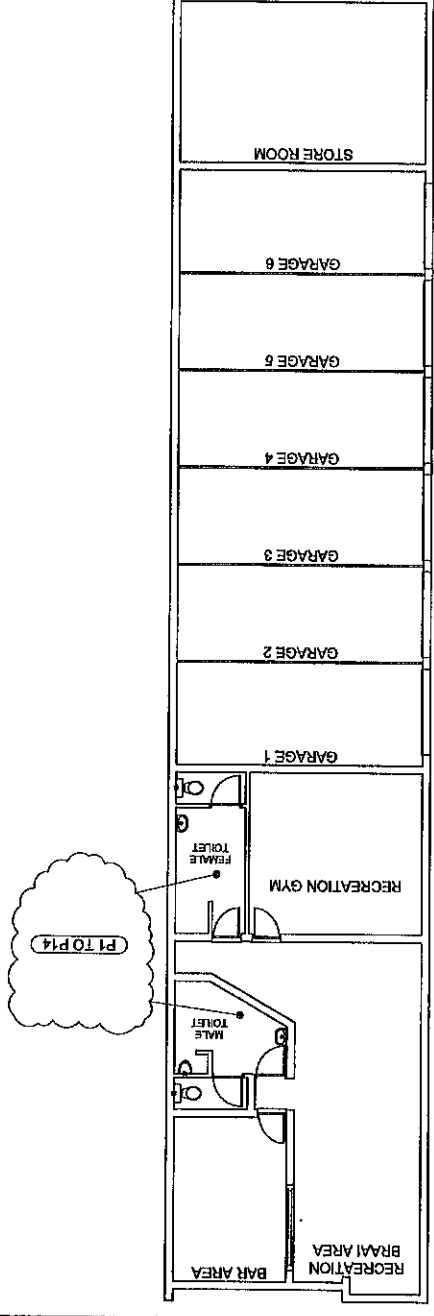
- EXTERNAL WATER AND SEWER SCOPE
- PE1 Inspect and repair underground water distribution pipes where required.
 - PE2 Service valves and pressure pumps
 - PE3 Installation of water meters at all the buildings for consumption audit.
 - PE4 Inspect and clean current water storage tanks.
 - PE5 Repair pipe work.
 - PE6 Cleaning of manholes.
 - PE7 Repair damaged gullies and gratings.
 - PE8 Water meters and water connections to living quarters to be serviced.

HOUSING QUARTERS: FIRST FLOOR
1 : 100



- PLUMBING SCOPE OF WORKS
- P1 Service all taps, valves, meters, etc.
 - P2 Replace defective taps
 - P3 Service and clean geysers where feasible.
 - P4 Replace damaged or missing cast-iron waste fittings and manhole covers.
 - P5 Mechanically clean sewer and waste pipes
 - P6 Replace derelict water reticulation wall pipes where necessary.
 - P7 Replace sink mixer in kitchen
 - P8 Replace 150lt geyser with all valves and connections
 - P9 Replace broken valve and meter boxes
 - P10 Replace water meters and damaged boxes.
 - P11 Replace gully precast concrete top
 - P12 De-stain all wash hand basins, water closets and baths where possible.
 - P13 Replace damaged water closet cisterns and wash hand basins.
 - P14 Replace missing or damaged toilet seats.

HOUSING QUARTERS: GARAGE, STORES AND RECREATION AREA
1 : 76



APPOINTMENT OF A BUILD ENVIRONMENT PROFESSIONAL TO FULFILL THE ROLE OF A LEAD CONSULTANT: PLANNED REPAIR AND MAINTENANCE PROJECT AT THEUNIGSEN POLICE STATION (FREE STATE)

Tender No. 19/18/1/33 TS (20)

SAPS THUNIGSEN HOUSING QUARTERS & GARAGES: PLUMBING AND DRAINAGE SCOPE OF WORKS

1:100 (41 SHEET) 1:100 (42 SHEET) 1:100 (43 SHEET)

THS/S2/PD-004

MULTIDISCIPLINARY

SOUTH AFRICAN POLICE SERVICE PROGRAM & PROJECT MANAGEMENT

SAPS DIVISION SCM FACILITY MANAGEMENT PRIVATE Bldg X 204 PRETORIA

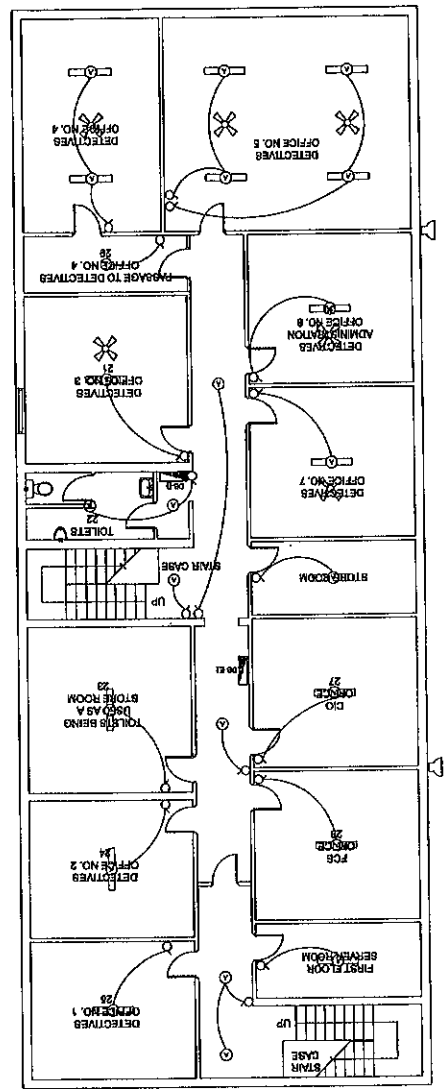
TEL: 012 846 8928 FAX: 012 846 8922

0001

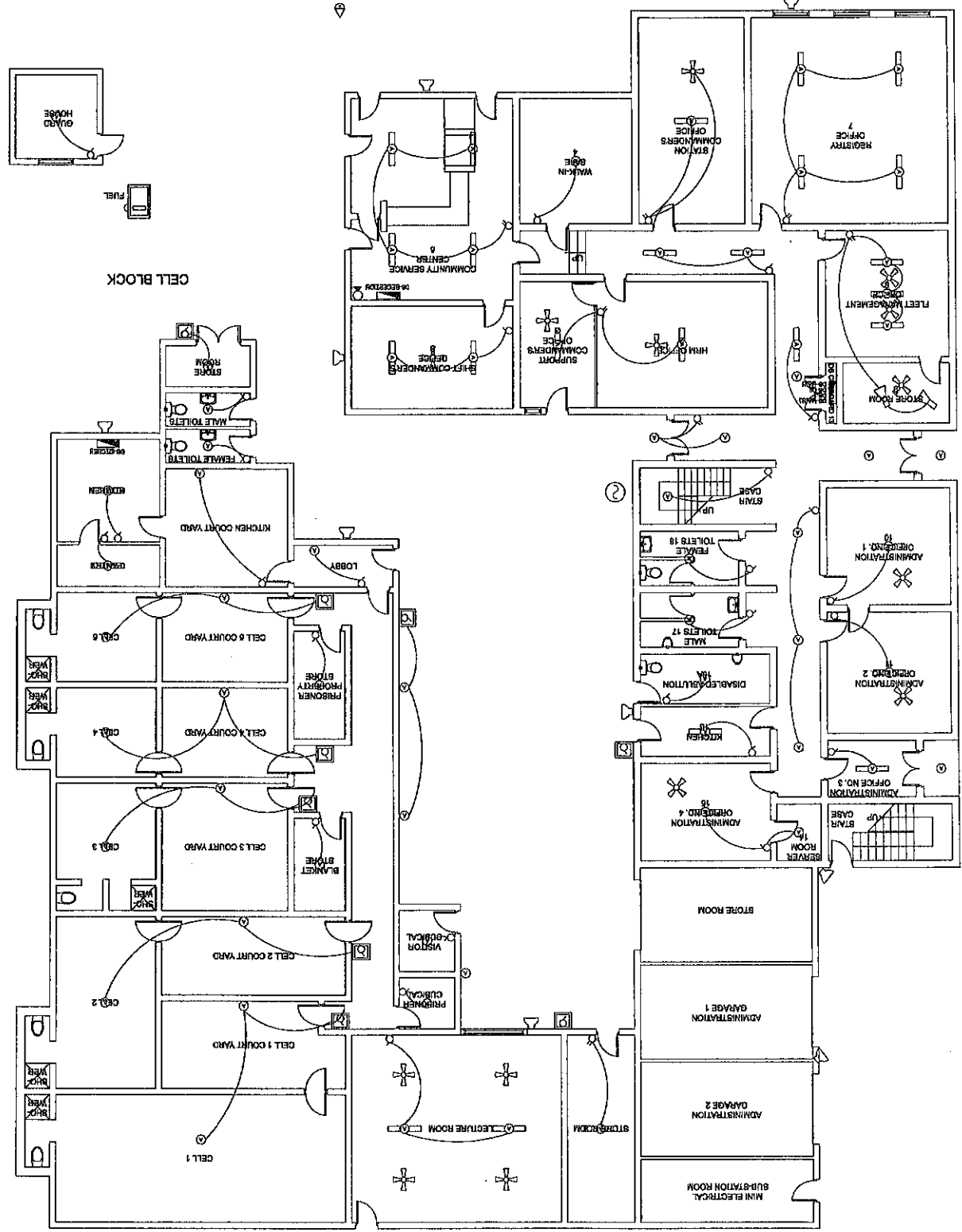
DATE

NO.

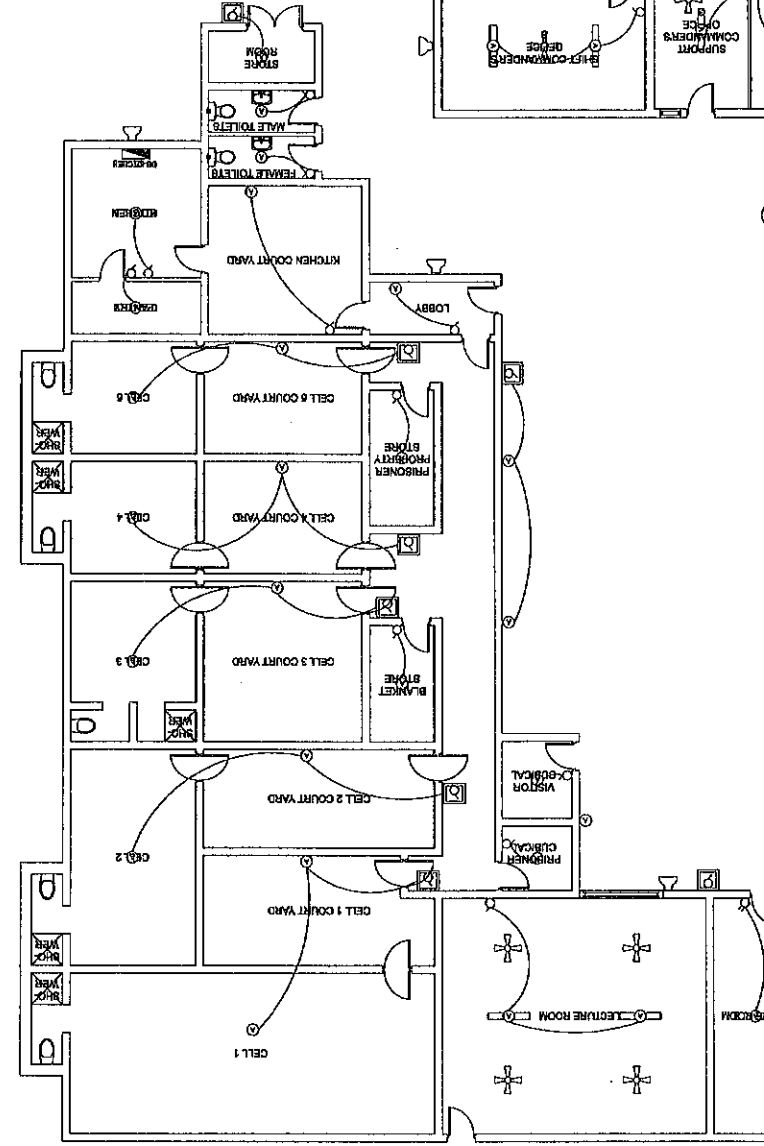
ADMINISTRATION AND SUPPORT OFFICE FIRST FLOOR



ADMINISTRATION AND SUPPORT OFFICE BLOCK GROUND FLOOR



CELL BLOCK



drawing number	THIS/AVE/001
revision no.	0
date	SEP 2003
checked	ALJ
drawn	AM
scale	1:100 (A1)
designed	ALJ

creating the LIGHTING LAYOUT

W08 number

notes
SPT'S THOMSEN
ADMINISTRATION SUPPORT
AND CELL BLOCK GROUND FLOOR
AND FIRST FLOOR PLAN

electrical



Copyright held by the South African Police Service

NO.	DATE	REVISION

SYMBOL	DESCRIPTION
○	ROOM DOORWAY
◇	TRUSS LIGHT
▽	UNDERCLOSET
△	WYRLIGHT
✂	OPEN SHUTTER
⊕	INDICATOR LIGHT
∩	SHALL LIGHT ONE WAY ENTRY
∪	SHALL LIGHT TWO WAY ENTRY
⊞	WATER PROOF SHALL LIGHT ENTRY
⊟	CEILING

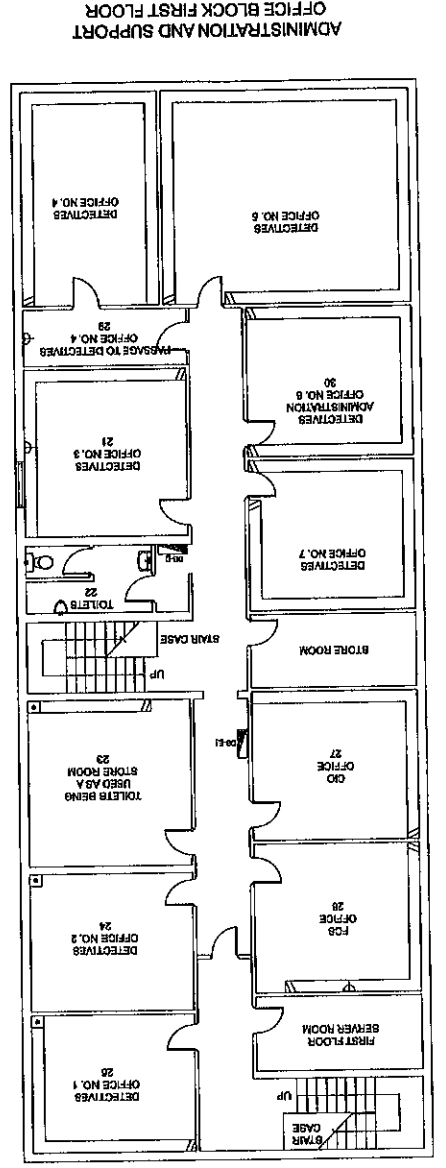
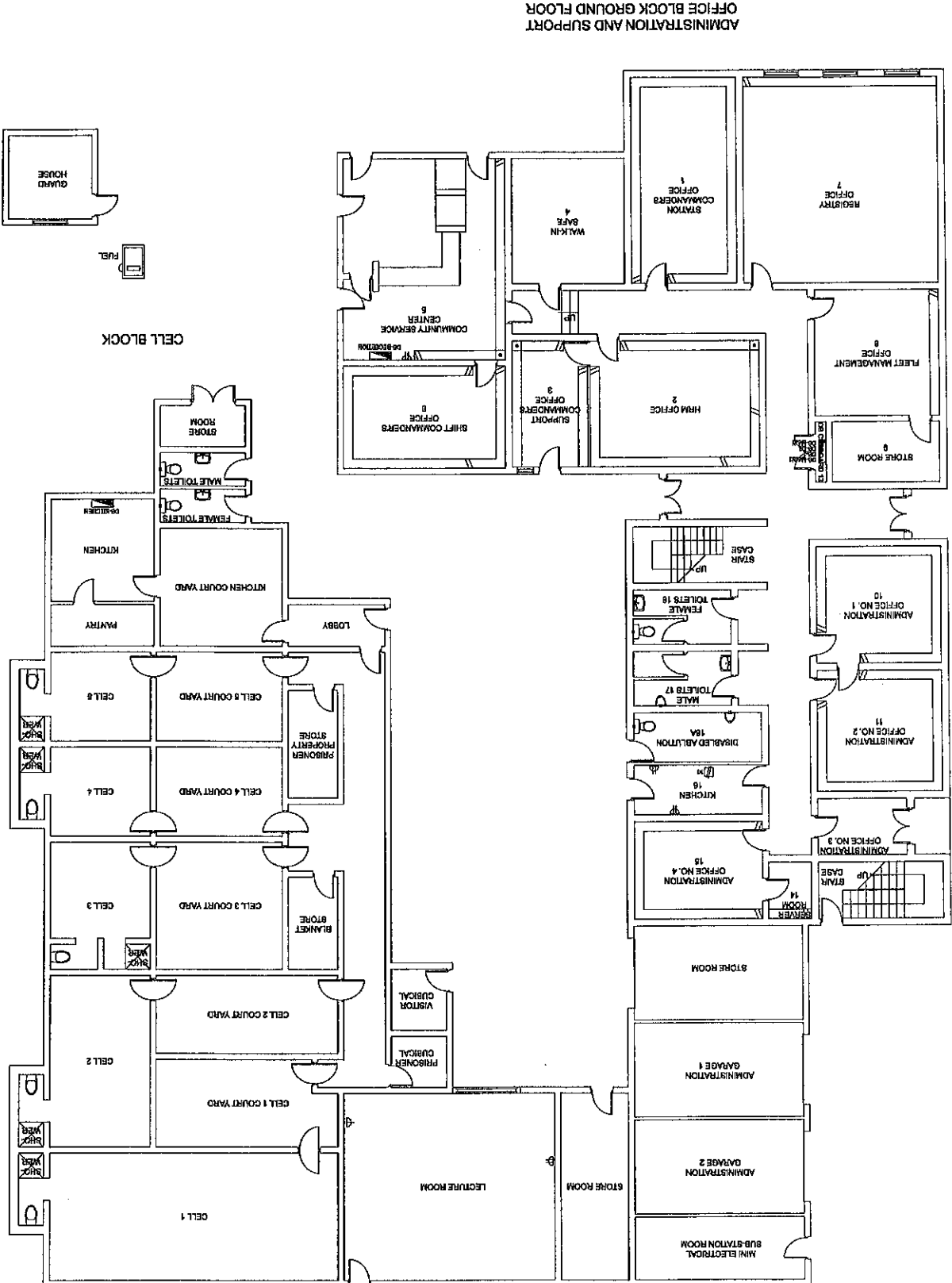
drawing number: TSHS/EE-002
 revision no: 0
 type: schematic
 date: 2023
 scale: 1:100 (A1)
 sheet: A1
 designed by: AEL
 checked by: AEL

drawing title: SOCKET LAYOUT
 WCS number:
 service: SPTS TRANSMISSION ADMINISTRATION SUPPORT AND CELL BLOCK GROUND FLOOR AND FIRST FLOOR PLAN
 design: ELECTRICAL

Copyright vests in South African Police Service

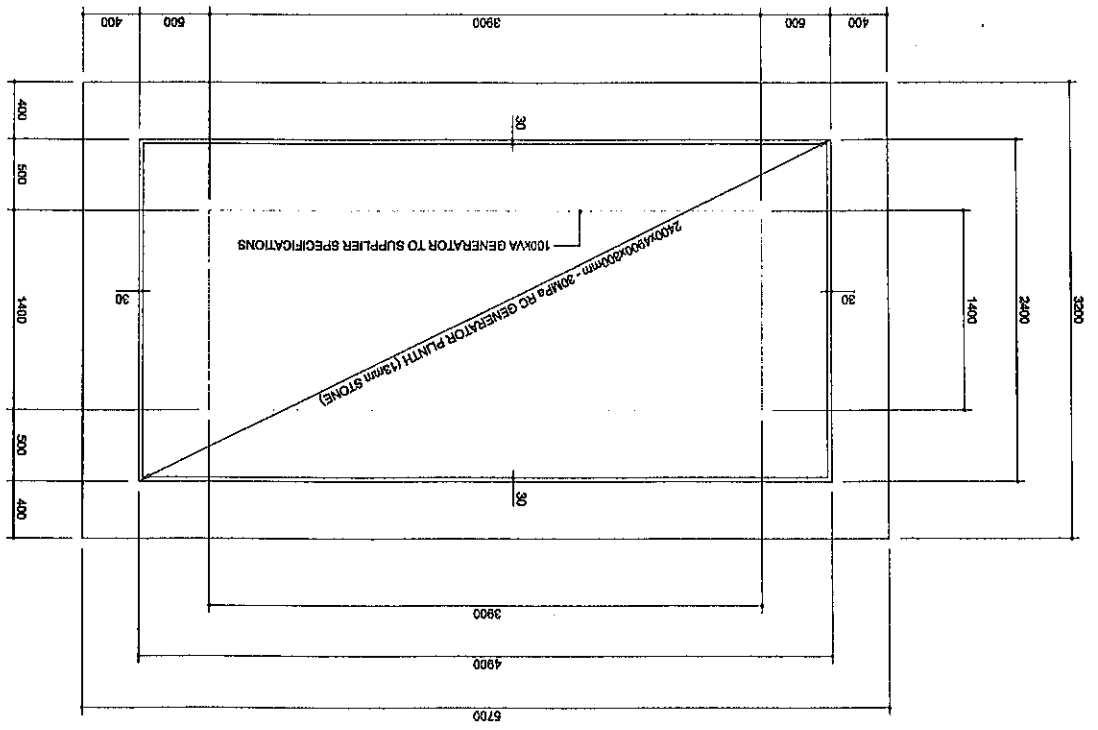
NO.	DATE	REVISION

SYMBOL: DESCRIPTION

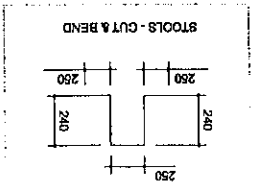


100KVA GENERATOR

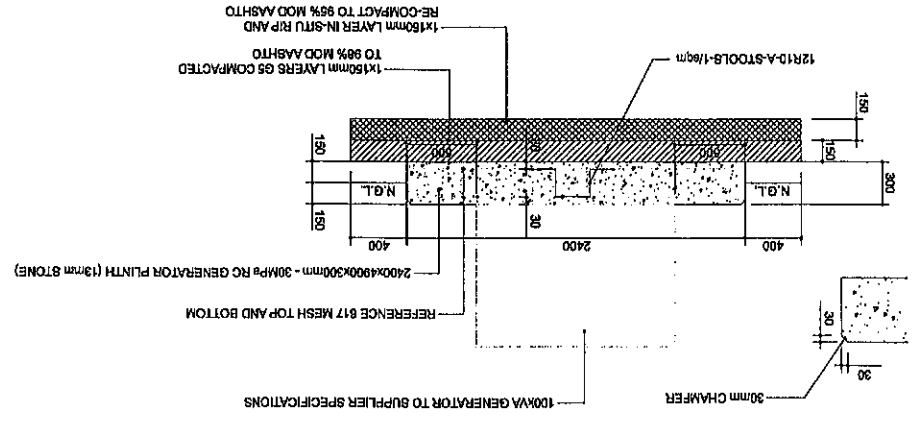
1:25 GENERATOR PLINTH LAYOUT PLAN



STOOLS	NO	TYPE	REF	QTY	UNIT	250	240	250
1	1	12 R10	12 A	1	EA			
2	1	12 R10	12 A	1	EA			
3	1	12 R10	12 A	1	EA			
4	1	12 R10	12 A	1	EA			
5	1	12 R10	12 A	1	EA			
6	1	12 R10	12 A	1	EA			
7	1	12 R10	12 A	1	EA			
8	1	12 R10	12 A	1	EA			
9	1	12 R10	12 A	1	EA			
10	1	12 R10	12 A	1	EA			
11	1	12 R10	12 A	1	EA			
12	1	12 R10	12 A	1	EA			
13	1	12 R10	12 A	1	EA			
14	1	12 R10	12 A	1	EA			
15	1	12 R10	12 A	1	EA			
16	1	12 R10	12 A	1	EA			
17	1	12 R10	12 A	1	EA			
18	1	12 R10	12 A	1	EA			
19	1	12 R10	12 A	1	EA			
20	1	12 R10	12 A	1	EA			
21	1	12 R10	12 A	1	EA			
22	1	12 R10	12 A	1	EA			
23	1	12 R10	12 A	1	EA			
24	1	12 R10	12 A	1	EA			
25	1	12 R10	12 A	1	EA			
26	1	12 R10	12 A	1	EA			
27	1	12 R10	12 A	1	EA			
28	1	12 R10	12 A	1	EA			
29	1	12 R10	12 A	1	EA			
30	1	12 R10	12 A	1	EA			



1:25 GENERATOR PLINTH SECTIONAL ELEVATION



CONSTRUCTION DRAWING

REVISIONS	
NO	DESCRIPTION

WYS/GIS/GS			
NO	DATE	INITIALS	DESCRIPTION

CLIENT: 

PROJECT: SAPS THRUUSGEN
ADMINISTRATION SUPPORT
AND CELL BLOCK GROUND FLOOR
AND FIRST FLOOR PLAN

TITLE: TYPICAL GENERATOR PLINTH

DRAWING NO.	
NO	DESCRIPTION
0	THS/S4/EE-003

DATE: JANUARY 2020

DESIGNED BY: WPCS 045690

CHECKED BY: WPCS 045690

DATE: 19 SEP 2023

DRAWN BY: WPCS 045690

SCALE: CONTRACT NO. CONTRACT NO.

AS SHOWN

DRAWN BY: WPCS 045690

DATE: 19 SEP 2023

DRAWING NO.: THS/S4/EE-003

PROJECT: SAPS THRUUSGEN

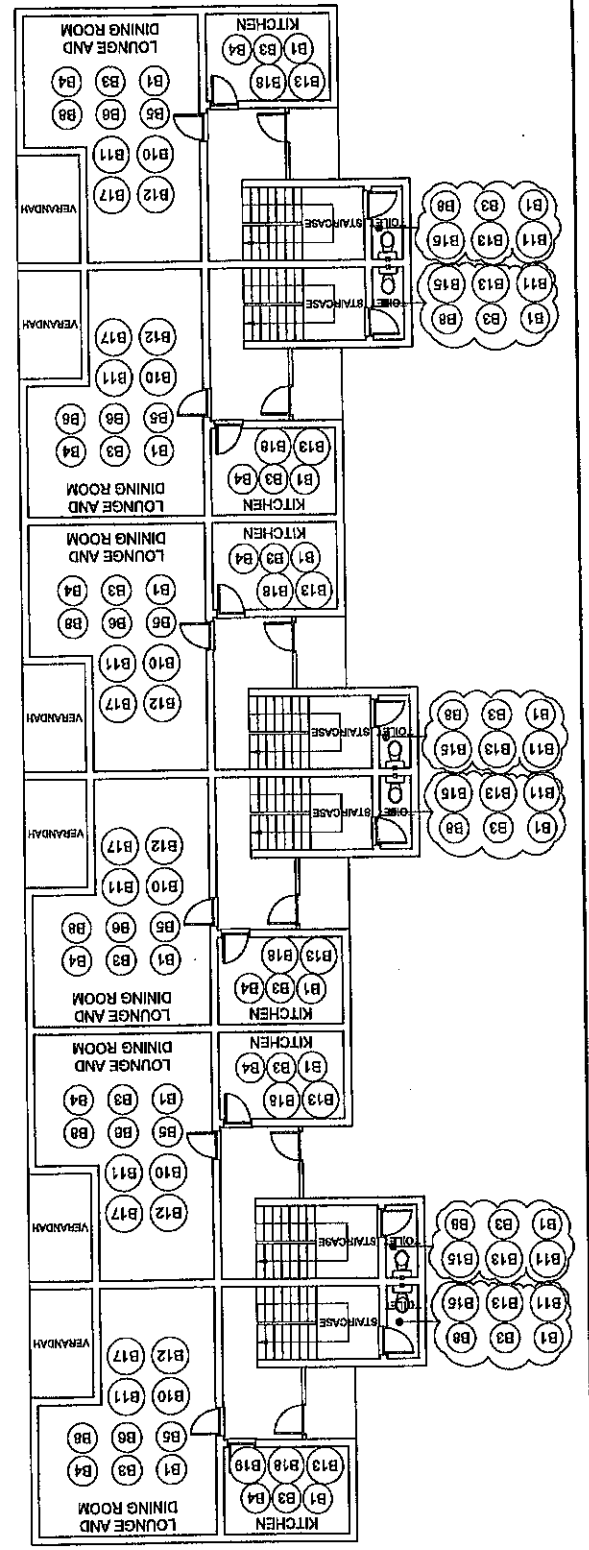
TITLE: TYPICAL GENERATOR PLINTH

- BUILDING SCOPE**
- B1 Paint all previously painted surfaces
 - B2 Replace all damaged ceilings and rotten brackering
 - B3 Replace damaged doors and door lock sets
 - B4 Replace broken glazing
 - B5 Replace missing/damaged ironmongery
 - B6 Replace missing window stays and pegs
 - B7 Replace damaged roll-up garage doors
 - B8 Replacement of perished carpets and vinyl tiles with ceramic tiles

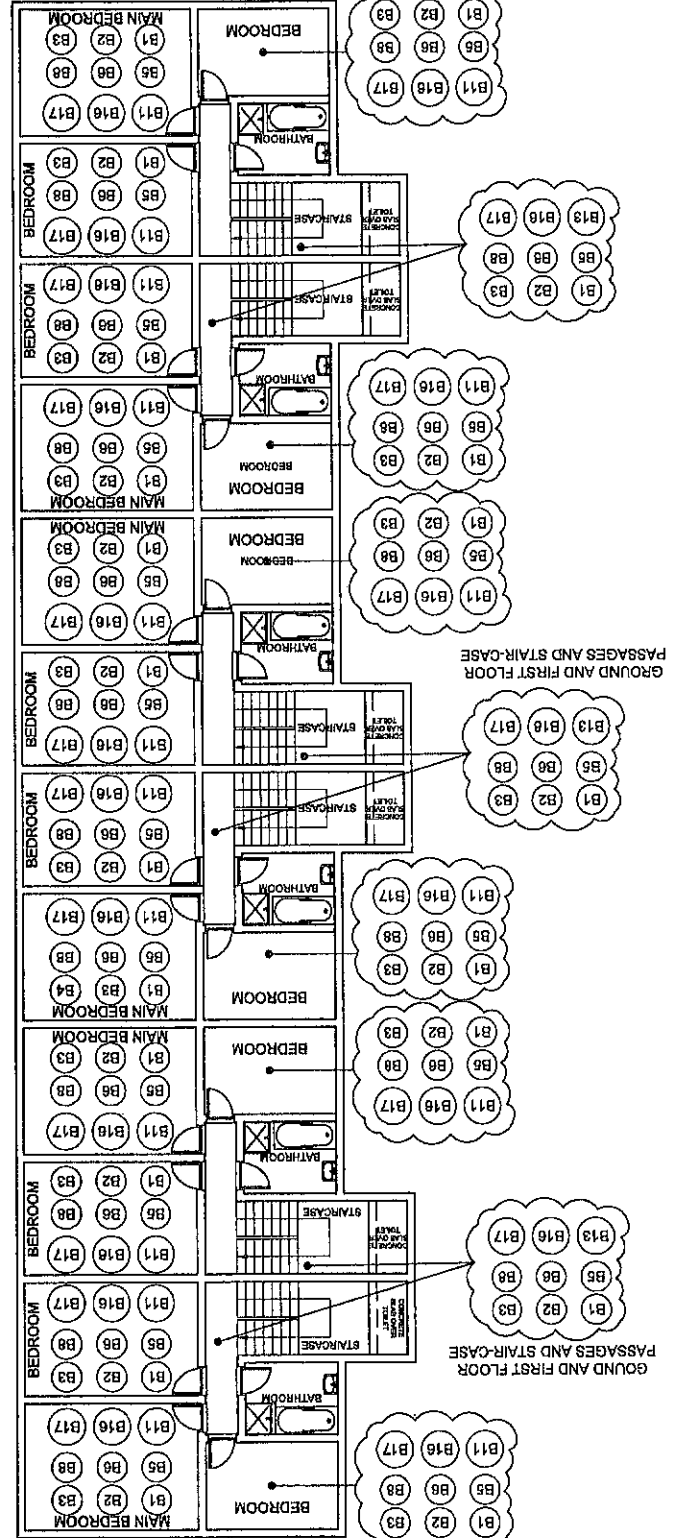
- ROADS AND STORMWATER DRAINAGE SCOPE**
- R1 Localised surface repair on concrete surfaced roads and areas.
 - R2 Localised repair of concrete paving damaged by tree roots.
 - R3 Storm water catch pits and gullies to be repaired and grids replaced.
 - R4 Replace and repair paving areas and make good by removing roots of trees

- BUILDING SCOPE**
- B9 Replace damaged vinyl tiles and/or ceramic tiles.
 - B10 Remove and re-install tarnished vinyl linting on windows of western facade
 - B11 Strip and remove all paint from steel grills, doors and frames and repaint
 - B12 Replace locksets to security gate at entrances
 - B13 Replace wall tiles in kitchen and bathrooms
 - B14 Replace towel rails
 - B15 Replace toilet roll holder
 - B16 Replace damaged cupboard doors, pull handles, catches and hinges
 - B17 Repair damp walls (water ingress as a result of roof leaks)
 - B18 Replace rusted sink kitchenette units, water damaged wall units and base units
 - B19 Replace wall tiles in kitchen area
 - B20 Replace all kitchen cupboards and sink units
 - B21 Replace timber doors at clothing and linen stores
 - B22 Install aluminium shower doors

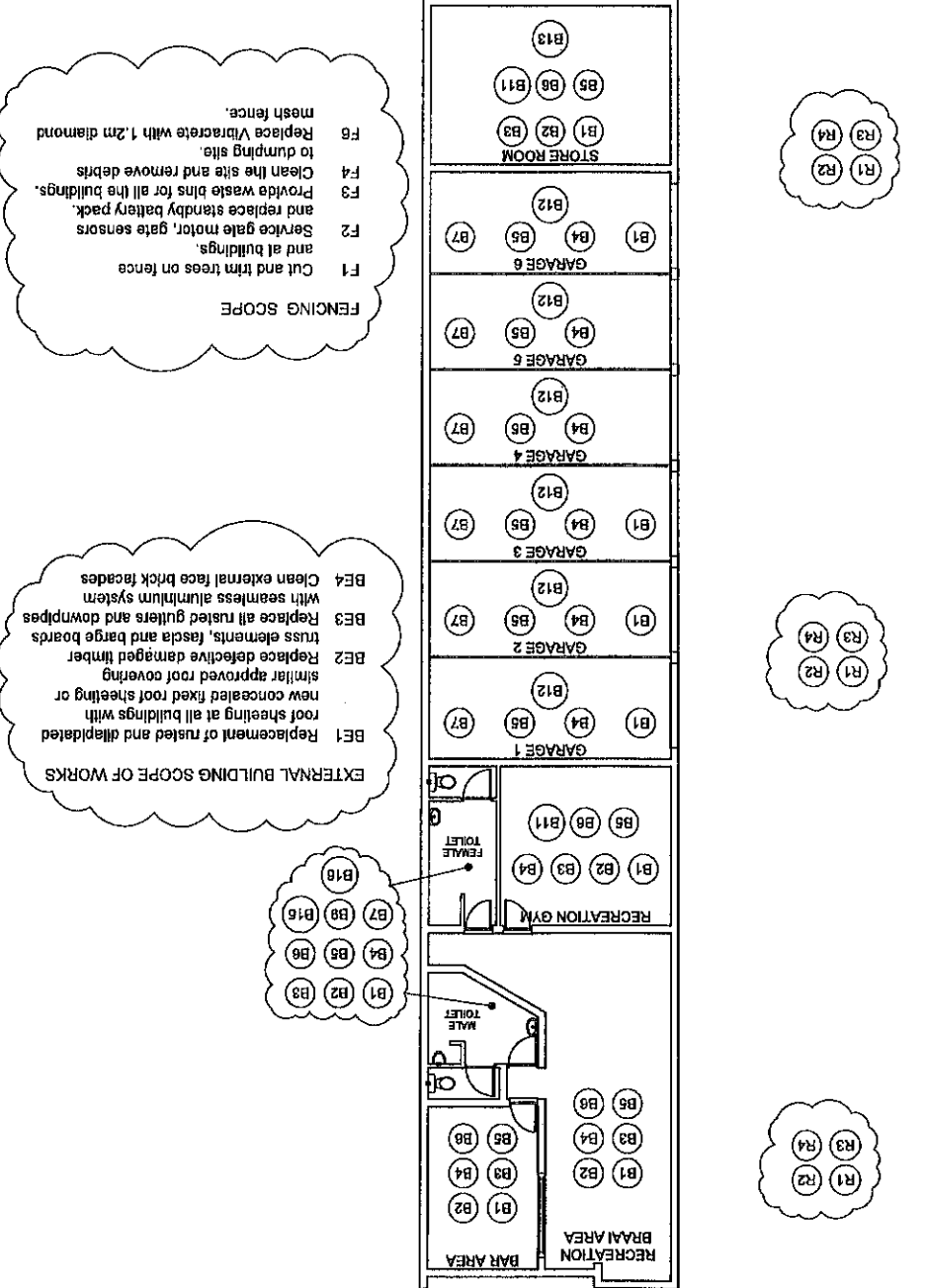
HOUSING QUARTERS: GROUND FLOOR



HOUSING QUARTERS: FIRST FLOOR



HOUSING QUARTERS: GARAGE, STORES AND RECREATION AREA



- FENCING SCOPE**
- F1 Cut and trim trees on fences and at buildings.
 - F2 Service gate motor, gate sensors and replace standby battery pack.
 - F3 Provide waste bins for all the buildings.
 - F4 Clean the site and remove debris to dumping site.
 - F6 Replace Vitracrete with 1.2m diamond mesh fence.

- EXTERNAL BUILDING SCOPE OF WORKS**
- BE1 Replacement of rusted and dilapidated roof sheeting at all buildings with new concealed fixed roof sheeting or similar approved roof covering
 - BE2 Replace defective damaged timber truss elements, fascia and barge boards
 - BE3 Replace all rusted gutters and downpipes with seamless aluminium system
 - BE4 Clean external face brick facades

THS/S5/CF-002

APPOINTMENT OF A LEAD ENVIRONMENT PROFESSIONAL TO FULFILL THE ROLE OF A LEAD CONSULTANT: PLANNED REPAIR AND MAINTENANCE PROJECT AT THEUNISSEN POLICE STATION (FREE STATE)

Tender No. 18/18/1/33 TB (20)

SAPS THEUNISSEN BUILDING QUARTERS & GARAGES: DRAINAGE SCOPE OF WORKS

MULTIDISCIPLINARY

SOUTH AFRICAN POLICE SERVICE PROGRAM & PROJECT MANAGEMENT

BAR DIVISION BOM
PRIVATE BAG X 234
PRETORIA
0001
TEL: 012 546 8930
FAC: 012 545 8782

A1

9APS THUNISSEN
ADMINISTRATION GROUND FLOOR
PLUMBING AND DRAINAGE SCOPE OF WORKS

Tender No. 18/1/8/1/83 TB (20)

APPOINTMENT OF A BUILD ENVIRONMENT
PROFESSIONAL TO FULFILL THE ROLE
OF A LEAD CONSULTANT:
PLANNED REPAIR AND MAINTENANCE
PROJECT AT
THUNISSEN POLICE STATION
(FREE STATE)

MULTIDISCIPLINARY



SOUTH AFRICAN POLICE SERVICE
PROGRAM & PROJECT MANAGEMENT

A1

Copyright reserved by the
South African Police Service

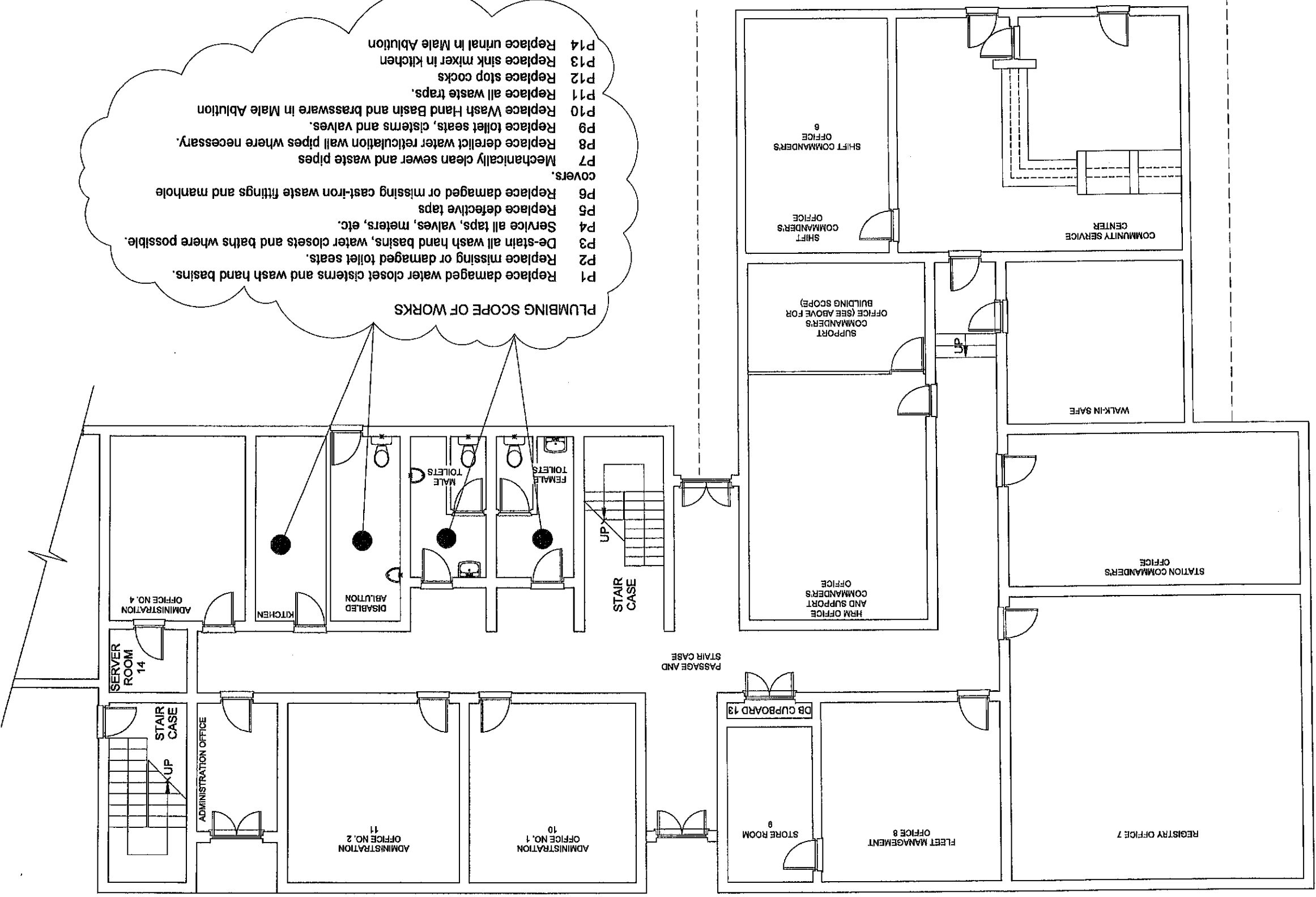
DATE	APPROVED BY

ADMINISTRATION AND SUPPORT
OFFICE BLOCK GROUND FLOOR
PLUMBING SCOPE OF WORKS

1 : 60

- PLUMBING SCOPE OF WORKS**
- P1 Replace damaged water closet cisterns and wash hand basins.
 - P2 Replace missing or damaged toilet seats.
 - P3 De-stain all wash hand basins, water closets and baths where possible.
 - P4 Service all taps, valves, meters, etc.
 - P5 Replace defective taps
 - P6 Replace damaged or missing cast-iron waste fittings and manhole covers.
 - P7 Mechanically clean sewer and waste pipes
 - P8 Replace derelict water reticulation wall pipes where necessary.
 - P9 Replace toilet seats, cisterns and valves.
 - P10 Replace Wash Hand Basin and brassware in Male Ablution
 - P11 Replace all waste traps.
 - P12 Replace stop cocks
 - P13 Replace sink mixer in kitchen
 - P14 Replace urinal in Male Ablution

- EXTERNAL WATER AND SEWER SCOPE**
- PE1 Inspect and repair underground water distribution pipes where required.
 - PE2 Service valves and pressures pumps
 - PE3 Installation of water meters at all the buildings for consumption audit.
 - PE4 Inspect and clean current water storage tanks
 - PE5 Install 10kl water storage tank parallel to existing to achieve legislative requirements
 - PE6 Repair pipe work.
 - PE7 Cleaning of manholes.
 - PE8 Repair damaged gullies and gratings.



THS/S6/MS-002

1:50 (A3 SHEET)
J. RAMANAN

SAPS THEUNISEN
ADMINISTRATION FIRST FLOOR
PLUMBING AND DRAINAGE
SCOPE OF WORKS

Tender No. 19/1/91/33 TB (20)

APPOINTMENT OF A BUILD ENVIRONMENT
PROFESSIONAL TO FULFILL THE ROLE
OF A LEAD CONSULTANT:
PLANNED REPAIR AND MAINTENANCE
PROJECT AT
THEUNISEN POLICE STATION
(FREE STATE)

MULTIDISCIPLINARY



SAPS DIVISION SCM
FACILITY MANAGEMENT
PRIVATE BOX 524
PRETORIA
0001
TEL: 012 845 8300
FAX: 012 845 8702

SOUTH AFRICAN POLICE SERVICE
PROGRAM & PROJECT MANAGEMENT

A3

REVISIONS

DATE

BY

DESCRIPTION

APPROVED

DATE

BY

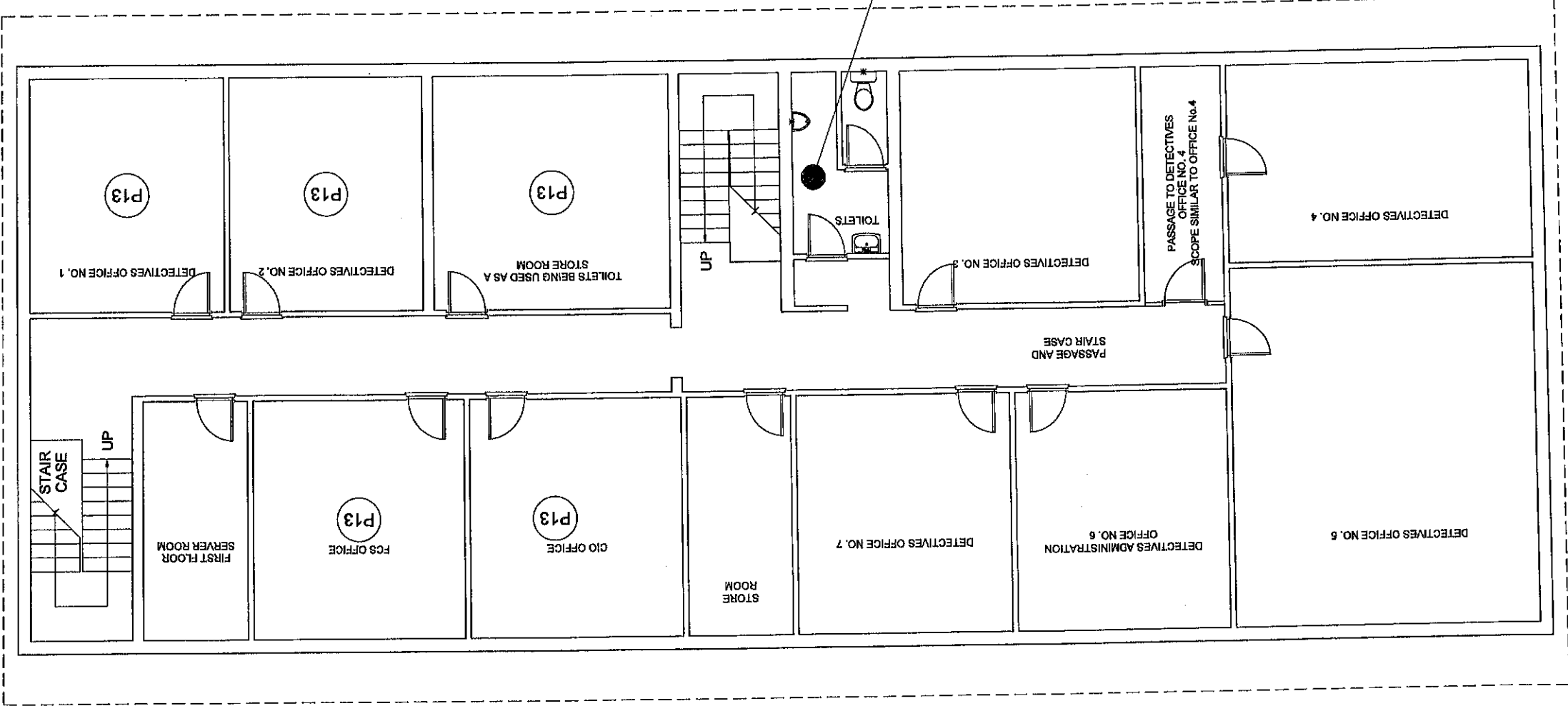
DESCRIPTION

APPROVED

DATE

BY

DESCRIPTION



ADMINISTRATION AND SUPPORT
OFFICE BLOCK FIRST FLOOR
BUILDING SCOPE
1:50

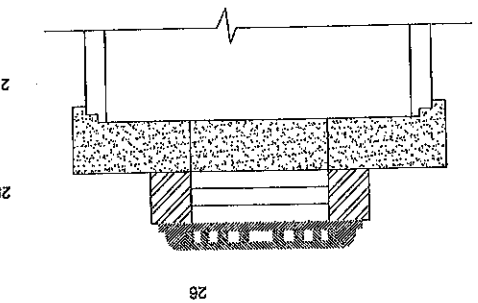
EXTERNAL WATER AND SEWER SCOPE

PE1 Inspect and repair underground water distribution pipes where required.
 PE2 Service valves and pressure pumps
 PE3 Installation of water meters at all the buildings for consumption audit.
 PE4 Inspect and clean current water storage tanks
 PE5 Install 10kt water storage tank parallel to existing to achieve legislative requirements
 PE6 Repair pipe work.
 PE7 Cleaning of manholes.
 PE8 Repair damaged gullies and gratings.

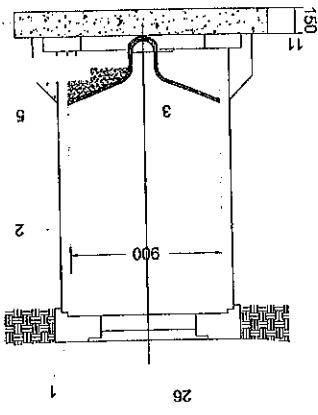
PLUMBING SCOPE OF WORKS

P1 Replace damaged water closet cisterns and wash hand basins.
 P2 Replace missing or damaged toilet seats.
 P3 De-stain all wash hand basins, water closets and baths where possible.
 P4 Service all taps, valves, meters, etc.
 P5 Replace defective taps
 P6 Replace damaged or missing cast-iron waste fittings and manhole covers.
 P7 Mechanically clean sewer and waste pipes
 P8 Replace derelict water reticulation wall pipes where necessary.
 P9 Replace toilet seats, cisterns and valves.
 P10 Replace Wash Hand Basin and brassware in Male Ablution
 P11 Replace all waste traps.
 P12 Replace stop cocks
 P13 De-commission of water reticulation in old "single quarters" and removal of sanitary fittings

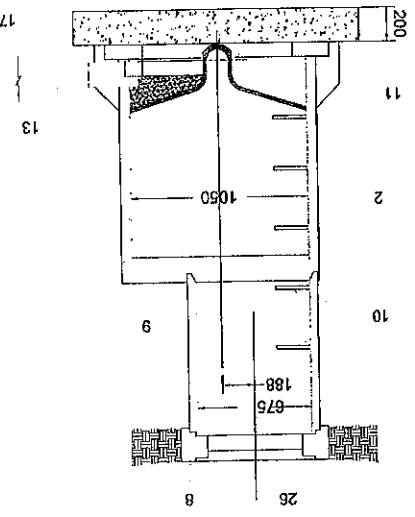
STANDARD HEAVY DUTY COVER
SCALE 1:10



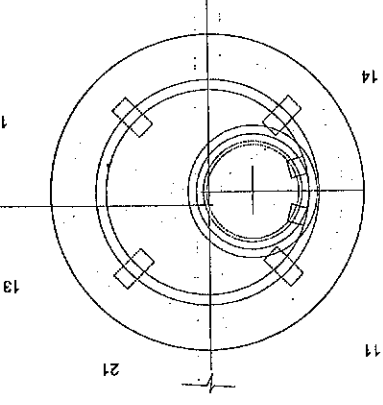
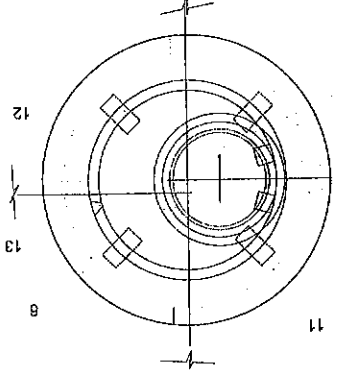
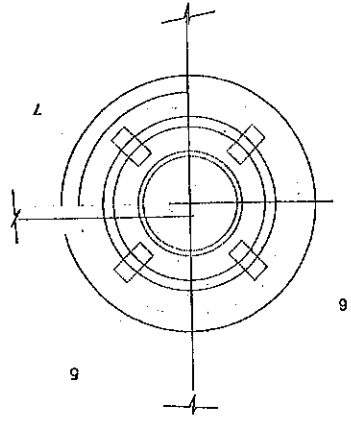
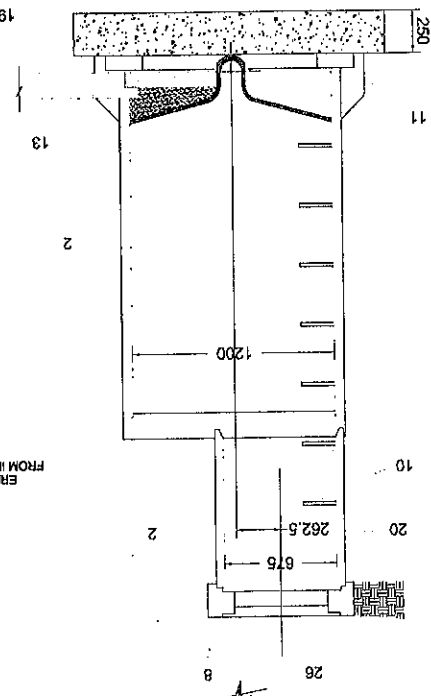
TYPICAL MANHOLE SECTION: DEPTH UP TO 1.5m
SCALE 1:20



TYPICAL MANHOLE SECTION: DEPTHS 1.5m UP TO 3.0m
SCALE 1:20



TYPICAL MANHOLE SECTION: DEEPER THAN 3m
SCALE 1:20



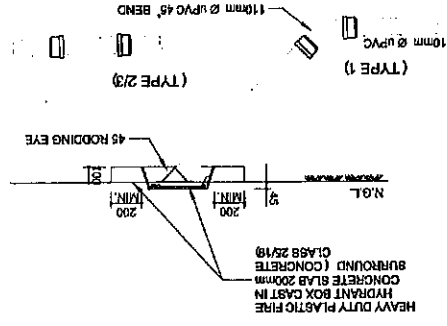
- SEWER MANHOLE LEGEND
1. 50mm DIA x 150mm THICK PRECAST COVER SLAB, CAST INTO MAIN TO PASS THROUGH CENTRE OF MANHOLE.
 2. PRECAST CONCRETE CHAMBER SECTIONS GENERALLY TO SABS 667-1999 "CONCRETE CYLINDRICAL PIPES AND FITTINGS".
 3. 20mm GRANO RENDERING WITH DOLOMITIC AGGREGATE.
 4. CONCRETE BASE CAST BETWEEN SHEET METAL FORM (MIX 1:2:0).
 5. CUT OUT IN CHAMBER SECTION FOR BRANCH.
 6. MINIMUM SLOPE OF BRANCHING 1:8; MAXIMUM 1:4.
 7. BOTH LINES 75mm OFF CENTRE, IN THE ABSENCE OF A BRANCH SEWER, CL OF MAIN TO PASS THROUGH CENTRE OF MANHOLE.
 8. 50mm DIA x 150mm THICK PRECAST COVER SLAB.
 9. 150mm THICK PRECAST R.C. REDUCER SLAB.
 10. STEPHENSON TO B.S. 1247-1995 STANDARD.
 11. 4 BRICKS ON END TO SUPPORT BOTTOM RING DURING COMPLETION OF BENCHING.
 12. 1/8" CIRCLE CHANNEL BEND.
 13. SPIGOT AND SOCKET PIPE WITH FLEXIBLE JOINT.

14. 91mm LONG STRAIGHT CHANNEL IN MANHOLE BASE BENDS OTHER THAN 90° TO BE FORMED BY SUBSTITUTING APPROPRIATE CHANNEL BEND AND STRAIGHT CHANNEL.
 15. 305mm LONG SPIGOT AND SOCKET PIPE.
 16. 45° RAAMP JUNCTION.
 17. CONCRETE MIX 1:3:6.
 18. 1/4" CIRCLE BEND.
 19. 25mm FALL IN CHANNEL BEND.
 20. ACCESS SHAFT TO BE POSITIONED ON LEFT HAND SIDE LOOKING UPSTREAM.
 21. END OF PIPE TO PROJECT 75mm INTO CHAMBER AND TO HAVE 150mm CONCRETE PROTECTION.
 22. 305mm LONG SPIGOT AND SOCKET PIPE WITH FLEXIBLE JOINT.
 23. 1/8" CIRCLE SINGLE CHANNEL BEND.
 24. 300mm LONG SPIGOT AND SOCKET PIPE.
 25. 50mm LONG SPIGOT AND SOCKET PIPE.
 26. 150mm THICK PRECAST R.C. HEAVY DUTY COVER SLAB MANHOLE COVERS.
 27. 150mm THICK PRECAST R.C. HEAVY DUTY COVER SLAB MANHOLE COVERS.
 28. 667-1973 TYPE 19 CIRCULAR MANHOLE COVER AND FRAME.
- [EXCEPT IN ROADWAYS USE TYPE 28]

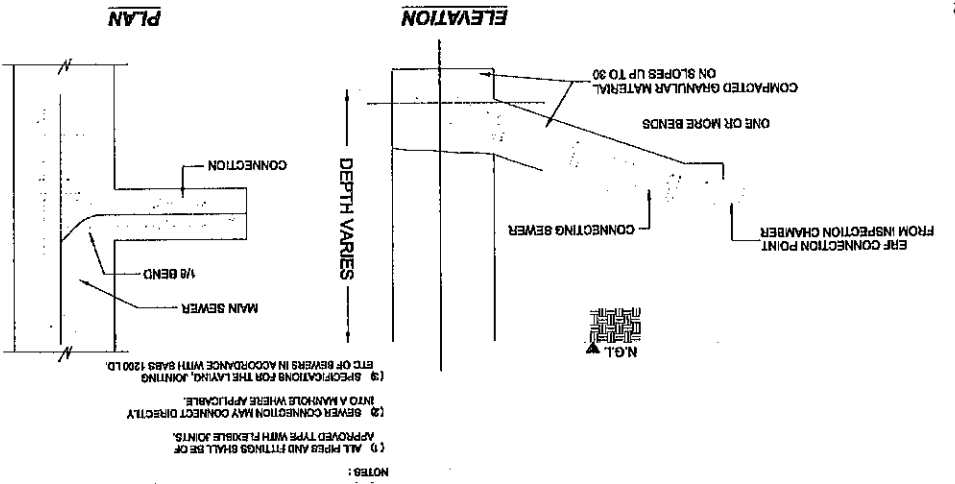
NOTES:

1. UNLESS OTHERWISE SPECIFIED, ALL DIMENSIONS SHALL BE IN METERS TO NEAREST MILLIMETER.
2. ALL DIMENSIONS SHALL BE TO FACE UNLESS OTHERWISE SPECIFIED.
3. ALL DIMENSIONS SHALL BE TO FACE UNLESS OTHERWISE SPECIFIED.
4. ALL DIMENSIONS SHALL BE TO FACE UNLESS OTHERWISE SPECIFIED.
5. ALL DIMENSIONS SHALL BE TO FACE UNLESS OTHERWISE SPECIFIED.
6. ALL DIMENSIONS SHALL BE TO FACE UNLESS OTHERWISE SPECIFIED.
7. ALL DIMENSIONS SHALL BE TO FACE UNLESS OTHERWISE SPECIFIED.
8. ALL DIMENSIONS SHALL BE TO FACE UNLESS OTHERWISE SPECIFIED.
9. ALL DIMENSIONS SHALL BE TO FACE UNLESS OTHERWISE SPECIFIED.
10. ALL DIMENSIONS SHALL BE TO FACE UNLESS OTHERWISE SPECIFIED.
11. ALL DIMENSIONS SHALL BE TO FACE UNLESS OTHERWISE SPECIFIED.
12. ALL DIMENSIONS SHALL BE TO FACE UNLESS OTHERWISE SPECIFIED.
13. ALL DIMENSIONS SHALL BE TO FACE UNLESS OTHERWISE SPECIFIED.
14. ALL DIMENSIONS SHALL BE TO FACE UNLESS OTHERWISE SPECIFIED.
15. ALL DIMENSIONS SHALL BE TO FACE UNLESS OTHERWISE SPECIFIED.
16. ALL DIMENSIONS SHALL BE TO FACE UNLESS OTHERWISE SPECIFIED.
17. ALL DIMENSIONS SHALL BE TO FACE UNLESS OTHERWISE SPECIFIED.
18. ALL DIMENSIONS SHALL BE TO FACE UNLESS OTHERWISE SPECIFIED.
19. ALL DIMENSIONS SHALL BE TO FACE UNLESS OTHERWISE SPECIFIED.
20. ALL DIMENSIONS SHALL BE TO FACE UNLESS OTHERWISE SPECIFIED.
21. ALL DIMENSIONS SHALL BE TO FACE UNLESS OTHERWISE SPECIFIED.
22. ALL DIMENSIONS SHALL BE TO FACE UNLESS OTHERWISE SPECIFIED.
23. ALL DIMENSIONS SHALL BE TO FACE UNLESS OTHERWISE SPECIFIED.
24. ALL DIMENSIONS SHALL BE TO FACE UNLESS OTHERWISE SPECIFIED.
25. ALL DIMENSIONS SHALL BE TO FACE UNLESS OTHERWISE SPECIFIED.
26. ALL DIMENSIONS SHALL BE TO FACE UNLESS OTHERWISE SPECIFIED.

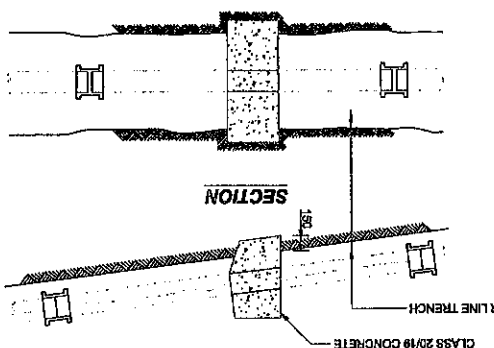
TYPICAL DETAIL FOR RODDING EYES
N.T.S.



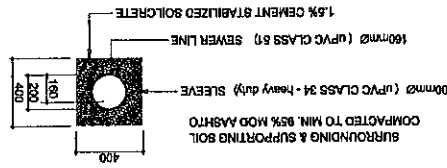
TYPICAL DETAIL OF SEWER CONNECTION
N.T.S.



SPACING OF ANCHOR BLOCKS ON SLOPES STEEPER THAN 1:10
N.T.S.



TYPICAL DETAIL OF NEW SEWER LINE ENCASEMENT
N.T.S.



DRAWING NO. THS/66WS-003			
DATE	SEPTEMBER 2023		
DESIGNED BY	AP		
CHECKED BY	AP		
SCALE	AS SHOWN		
PROJECT NO. SABS 667-1999			
PROJECT NAME: SABS THEUNISSEN ADMINISTRATION, SUPPORT AND FIRST FLOOR PLAN			
TITLE: TYPICAL SEWER DETAILS			
REVISIONS			
NO.	DATE	BY	DESCRIPTION

PDR
DRAWING

NOTES

REVISIONS

NO.	DATE	INITIALS	DESCRIPTION

NOTES

1. PVC STRUCTURAL WALL SEWER PIPE: RING AT ONE END AND COMPPLY WITH SANS 190194 CLASS 34.
2. RUBBER RINGS COMPPLY WITH PART 874 OF SANS 1901.
3. FLEXIBLE JOINTS TO BE TIGHT WITH NO SIGNS OF LEAKS WHEN TESTED ACCORDING TO SANS 1901.
4. REINFORCE IN LAYER 1 AND COMPACTED TO 80% OF MOD ASHTO DENSITY.
5. MAIN BACKFILL MATERIAL COMPACTED IN LAYER 1.
6. APPLY LAYER TABLES TO ROADS.
7. GRANULAR BACKFILL MATERIAL.
8. FILL BLANKET OF SELECTED GRANULAR BACKFILL MATERIAL COMPACTED UNIFORMLY IN 150mm LAYERS WITH LIGHT COMPACTION DIRECTLY OVER AND BESIDE PIPE.
9. SEWER PIPE.
10. CONTINUOUS BEDDING GRADE OF SELECTED GRANULAR MATERIAL COMPACTED IN UNIFORM LAYERS FOR BEDDING OF PIPE: CLASS B BEDDING.
11. ALLOW FOR SETTLEMENT TO NGL.

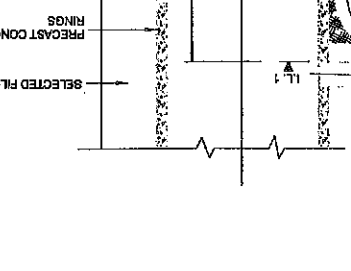
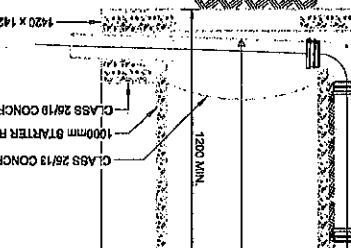

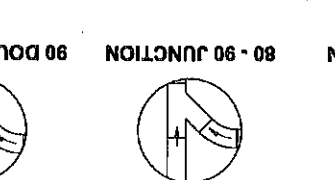
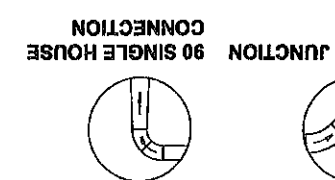
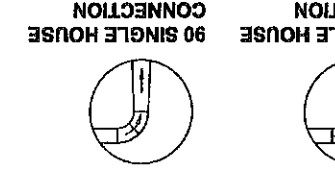
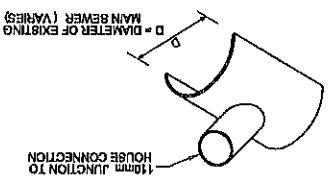
TYPICAL MANHOLE JUNCTIONS N.T.S.

11 - 34 BEND	07 - 79 BEND	00 - 10 JUNCTION	11 - 34 JUNCTION	35 - 56 JUNCTION	57 - 79 JUNCTION	80 - 90 JUNCTION	90 - 90 JUNCTION	90 DOUBLE JUNCTION	90 DOUBLE HOUSE CONNECTION
0 - 10 STRAIGHT	35 - 56 BEND	80 - 90 BEND	00 - 10 JUNCTION	11 - 34 JUNCTION	35 - 36 JUNCTION	57 - 79 JUNCTION	80 - 90 JUNCTION	90 DOUBLE JUNCTION	90 SINGLE HOUSE CONNECTION

FIXING DETAILS FOR SADDLES


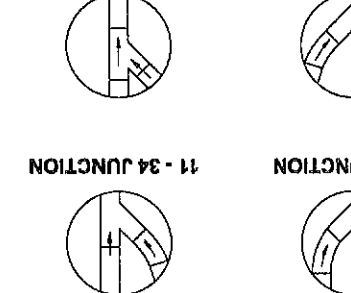
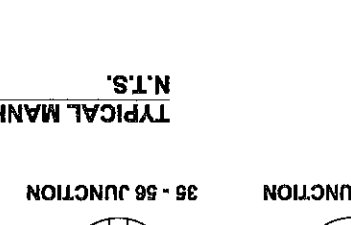
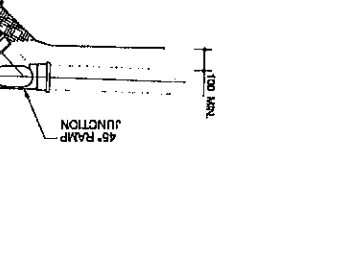


(a) CUT 100mm HOLE THROUGH EXISTING PIPE. SPECIAL CARE MUST BE TAKEN TO PREVENT DEBRIS FROM FALLING INTO THE EXISTING PIPE.

(b) FIX SADDLE TO EXISTING PIPE WITH PROUST OR EPOXY, OR OTHER SIMILAR APPROVED.



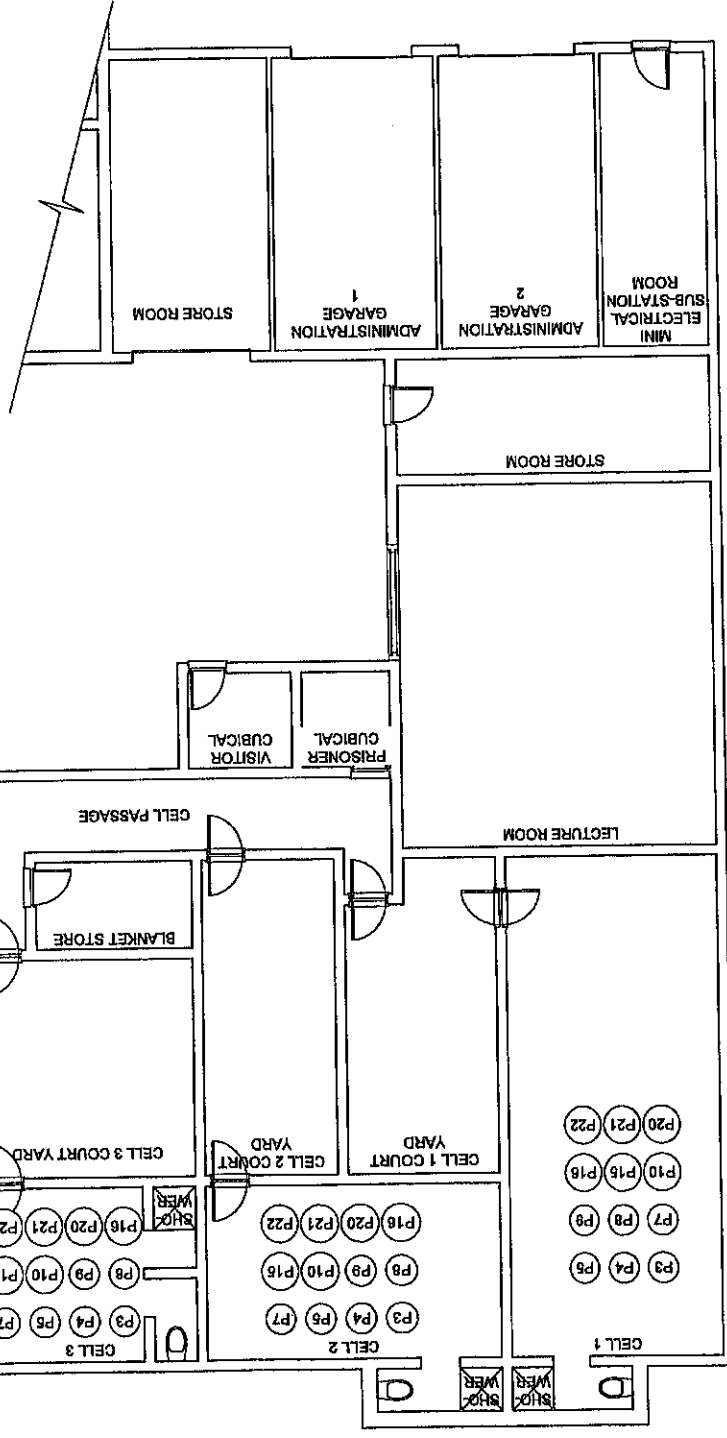
NOTES

1. PVC STRUCTURAL WALL SEWER PIPE: RING AT ONE END AND COMPPLY WITH SANS 190194 CLASS 34.
2. RUBBER RINGS COMPPLY WITH PART 874 OF SANS 1901.
3. FLEXIBLE JOINTS TO BE TIGHT WITH NO SIGNS OF LEAKS WHEN TESTED ACCORDING TO SANS 1901.
4. REINFORCE IN LAYER 1 AND COMPACTED TO 80% OF MOD ASHTO DENSITY.
5. MAIN BACKFILL MATERIAL COMPACTED IN LAYER 1.
6. APPLY LAYER TABLES TO ROADS.
7. GRANULAR BACKFILL MATERIAL.
8. FILL BLANKET OF SELECTED GRANULAR BACKFILL MATERIAL COMPACTED UNIFORMLY IN 150mm LAYERS WITH LIGHT COMPACTION DIRECTLY OVER AND BESIDE PIPE.
9. SEWER PIPE.
10. CONTINUOUS BEDDING GRADE OF SELECTED GRANULAR MATERIAL COMPACTED IN UNIFORM LAYERS FOR BEDDING OF PIPE: CLASS B BEDDING.
11. ALLOW FOR SETTLEMENT TO NGL.




GARAGES, LECTURE ROOM, CELL BLOCK AND PUBLIC ABLUTIONS PLUMBING SCOPE

1 : 76



- PLUMBING SCOPE OF WORKS**
- P1 Replace damaged water closet cisterns and wash hand basins.
 - P2 Replace missing or damaged toilet seats.
 - P3 De-stain all wash hand basins, water closets and baths where possible.
 - P4 Service cistern flush master kits and replace where necessary.
 - P5 Service all taps, valves, meters, etc.
 - P6 Replace defective taps
 - P7 Install geysers and heat pumps as per Project Five Star 2012
 - P8 Replace damaged or missing cast-iron waste fittings and manhole covers.
 - P9 Mechanically clean sewer and waste pipes
 - P10 Replace derelict water reticulation wall pipes where necessary.
 - P11 Replace sink mixer in kitchen
 - P12 Replace toilet seats, cisterns and valves.
 - P13 Replace Wash Hand Basin and brassware in Male Ablution
 - P14 Replace all waste traps.
 - P15 Replace flush masters to sanitary ware
 - P16 Replace vandal proof shower heads as existing has been discontinued.
 - P17 Replace stop cocks
 - P18 Replace sink mixer and P-trap waste in Cell Block Kitchen
 - P19 Replace shower rose
 - P20 Replace recessed basin drinking fountain
 - P21 Replace current HWC's with 200t holding vessel (HWC) complete with heat pumps
 - P22 De-stain and clean stainless-steel sanitary ware

- EXTERNAL WATER AND SEWER SCOPE**
- PE1 Inspect and repair underground water distribution pipes where required.
 - PE2 Service valves and pressure pumps
 - PE3 Installation of water meters at all the buildings for consumption audit.
 - PE4 Inspect and clean current water storage tanks
 - PE5 Install 10kt water storage tank parallel to existing to achieve legislative requirements
 - PE6 Repair pipe work.
 - PE7 Cleaning of manholes.
 - PE8 Repair damaged gullies and gratings.



THS/S6/WS-005

APPOINTMENT OF A BUILD ENVIRONMENT PROFESSIONAL TO FULFILL THE ROLE OF LEAD CONSULTANT, PLANNED REPAIR AND MAINTENANCE PROJECT AT THEUNISSEN POLICE STATION (FREE STATE)

Tender No. 19/1/01/1/33 TB (20)

SAPS THEUNISSEN SUPPORT GARAGES AND CELL BLOCK AND DRAINAGE SCOPE OF WORKS

1 : 76 (1:100)

DATE: 19/01/2013

PROJECT: THEUNISSEN POLICE STATION (FREE STATE)

CLIENT: SAPS DIVISION GOM

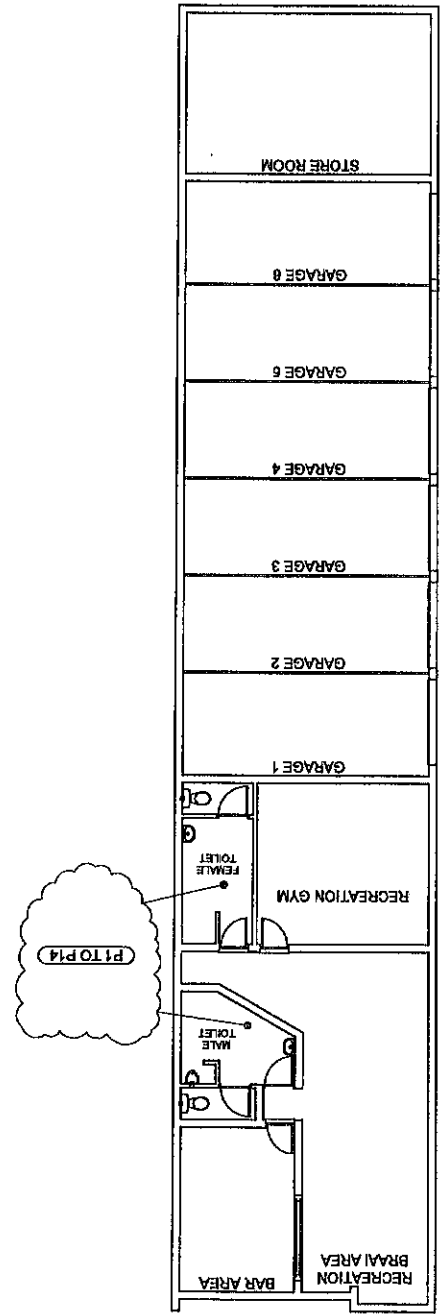


NO.	DATE	REVISION

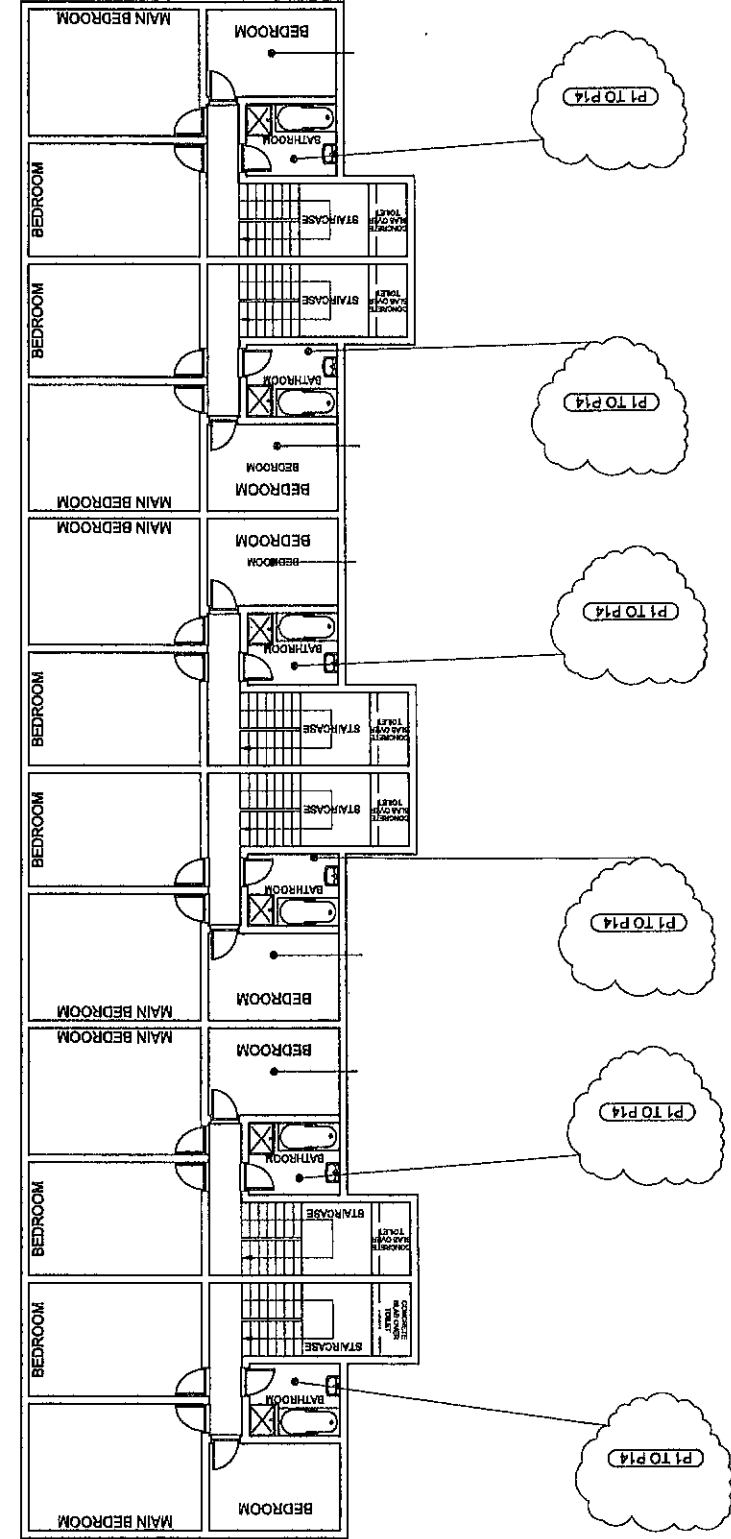
<p>APPOINTMENT OF A BUILD ENVIRONMENT PROFESSIONAL TO FULFILL THE ROLE OF A LEAD CONSULTANT; PLANNED REPAIR AND MAINTENANCE PROJECT AT THEUNISEN POLICE STATION (FREE STATE)</p> <p>Tender No. 19/18/1/33 TR (20)</p> <p>SAPS THEUNISEN HOUSING QUARTERS & GARAGES: PLUMBING AND DRAINAGE SCOPE OF WORKS</p> <p>1:100 JAT GIELEN P. BATHMAN 2021 RESEARCH 2022 P. GROBBELAAR</p>	<p>MULTIDISCIPLINARY</p>	<p>SAFS DIVISION 604 PROGRAM & PROJECT MANAGEMENT SOUTH AFRICAN POLICE SERVICE</p> <p>TEL: 012 846 8938 FAX: 012 846 8932 0001 RETOUNA PRIVATE BAG 256 FACILITY MANAGEMENT</p>	<p>DATE</p>	<p>REVISION</p>
--	--------------------------	--	-------------	-----------------

- PLUMBING SCOPE OF WORKS**
- P1 Service all taps, valves, meters, etc.
 - P2 Replace defective taps
 - P3 Service and clean geysers where feasible.
 - P4 Replace damaged or missing cast-iron waste fittings and manhole covers.
 - P5 Mechanically clean sewer and waste pipes
 - P6 Replace derelict water reticulation wall pipes where necessary.
 - P7 Replace sink mixer in kitchen
 - P8 Replace 150lt geyser with all valves and connections
 - P9 Replace broken valve and meter boxes
 - P10 Replace water meters and damaged boxes.
 - P11 Replace gully precast concrete top
 - P12 De-stain all wash hand basins, water closets and baths where possible.
 - P13 Replace damaged water closet cisterns and wash hand basins.
 - P14 Replace missing or damaged toilet seats.

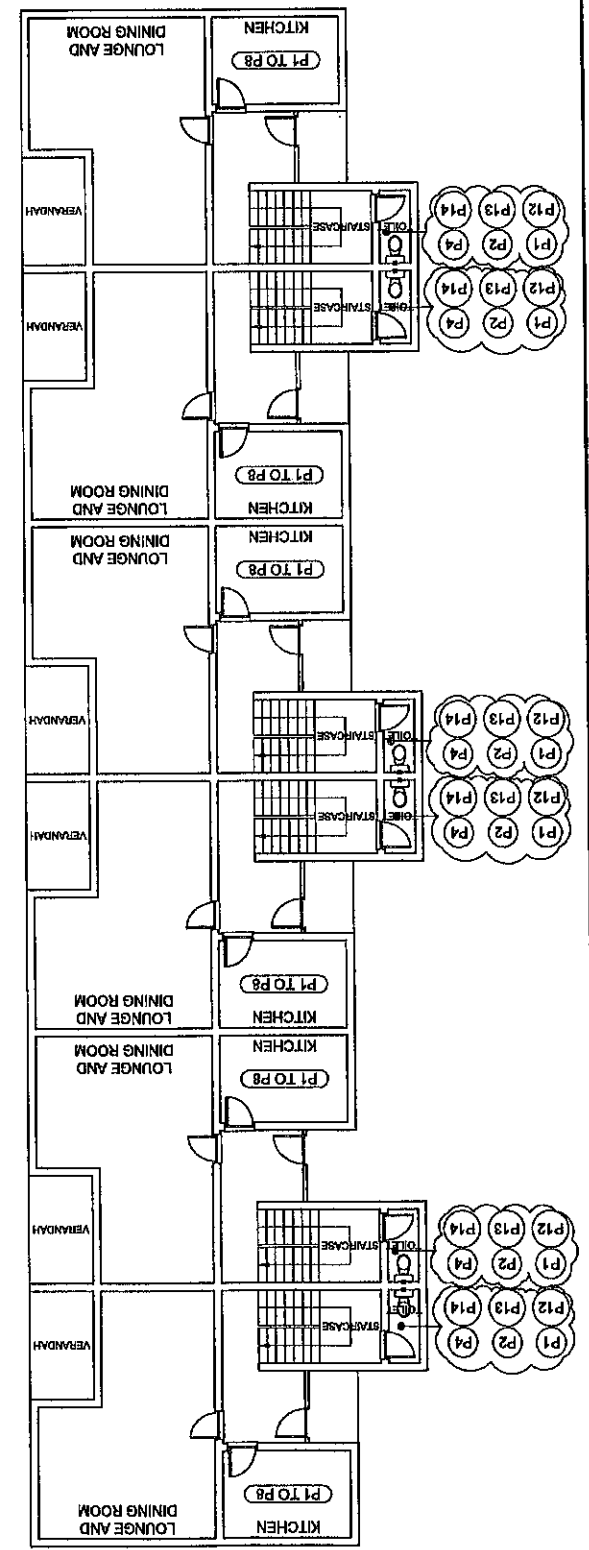
HOUSING QUARTERS: GARAGE, STORES AND RECREATION AREA 1:75



HOUSING QUARTERS: FIRST FLOOR 1:100



HOUSING QUARTERS: GROUND FLOOR 1:100



- EXTERNAL WATER AND SEWER SCOPE**
- PE1 Inspect and repair underground water distribution pipes where required.
 - PE2 Service valves and pressure pumps
 - PE3 Installation of water meters at all the buildings for consumption audit.
 - PE4 Inspect and clean current water storage tanks
 - PE5 Repair pipe work.
 - PE6 Cleaning of manholes.
 - PE7 Repair damaged gullies and gratings
 - PE8 Water meters and water connections to living quarters to be serviced

GARAGES, LECTURE ROOM, CELL BLOCK AND PUBLIC ABLUTIONS BUILDING AND ROADS SCOPE

1 : 76

- B1 Paint all previously painted surfaces
- B2 Replace all damaged ceilings and rotten bracing
- B3 Waterproofing to concrete roofs and parapet walls
- B4 Replace damaged doors and door lock sets
- B5 Replace broken glazing
- B6 Replace missing/damaged ironmongery
- B7 Replace missing window stays and pegs
- B8 Replace damaged roll-up garage doors
- B9 Replace damaged vinyl tiles and/or ceramic tiles.
- B10 Replace damaged blinds
- B11 Strip and remove all paint from steel grills, doors and frames and repaint
- B12 Cold galvanize all previously welded areas.
- B13 Replace locksets to security gate at entrances
- B14 Replace wall tiles in kitchen and bathrooms
- B15 Replace towel rails
- B16 Replace toilet roll holder
- B17 Replace damaged cupboard doors, pull handles, catches and hinges
- B18 Repair damp walls (water ingress as a result of roof leaks)
- B19 Replace rusted sink kitchenette units, water damaged wall units and base units
- B20 Replace wall tiles in kitchen area
- B21 Replace all kitchen cupboards and sink units
- B22 Replace timber doors at clothing and linen stores
- B23 Replace locksets in clothing and linen stores
- B24 Replace locksets in the kitchen
- B25 Replace timber doors in kitchen and proviant store
- B26 Repaint natural gas cage
- B27 Replace washing line in kitchen courtyard
- B28 Repair non-contact visitor's facility glass barrier and seating area
- B29 Clean external face brick facades

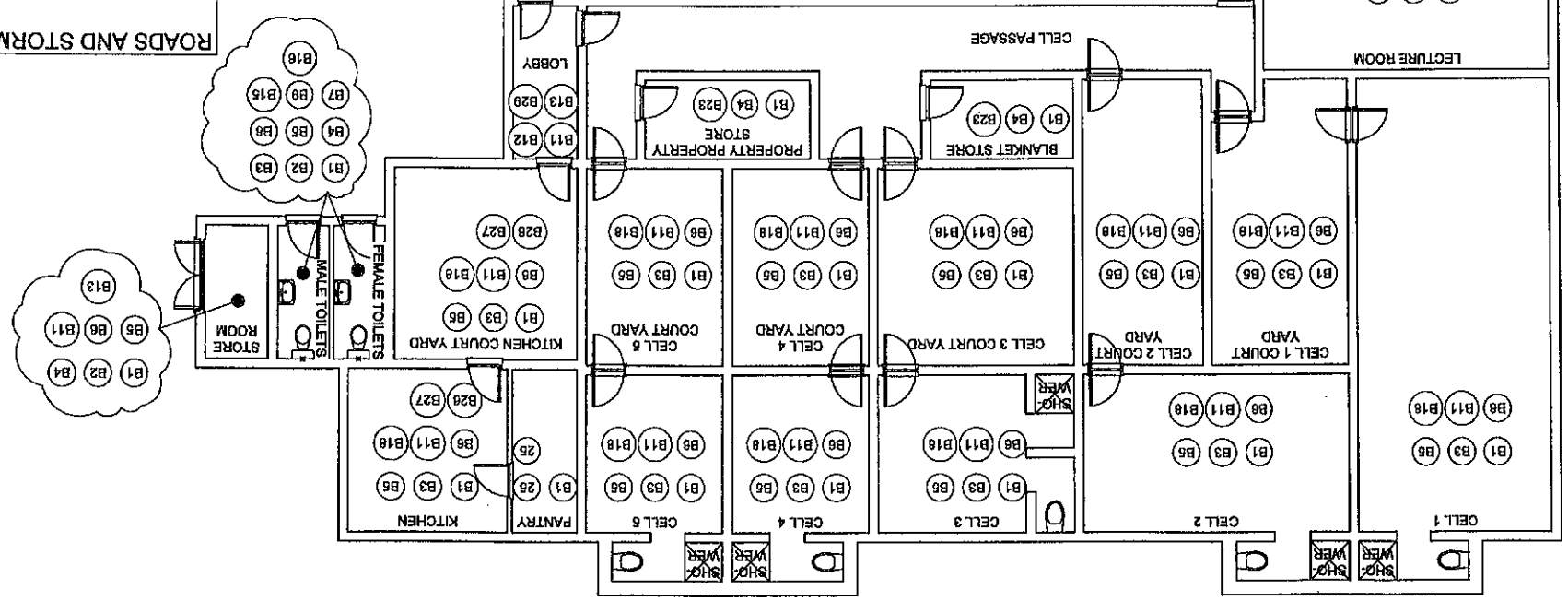
BUILDING SCOPE


- R1 Localised surface repair on concrete surfaced roads and areas.
- R2 Sealing of joints.
- R3 Repair minor damaged road and concrete surfaces.
- R4 Localised repairs of concrete paving damaged by tree roots.
- R5 Storm water catch pits and gullies to be repaired and grids replaced.
- R6 Replace and repair paving areas and make good by removing roots of trees.
- R7 Repair damaged bitumen surfaces.

ROADS AND STORMWATER SCOPE

- BE1 Replacement of rusted and dilapidated roof sheeting at all buildings with new concealed fixed roof sheeting or similar approved roof covering
- BE2 Replace defective damaged timber truss elements, fascia and barge boards
- BE3 Replace all rusted gutters and downpipes with seamless aluminium system
- BE4 Clean external face brick facades

EXTERNAL BUILDING SCOPE OF WORKS



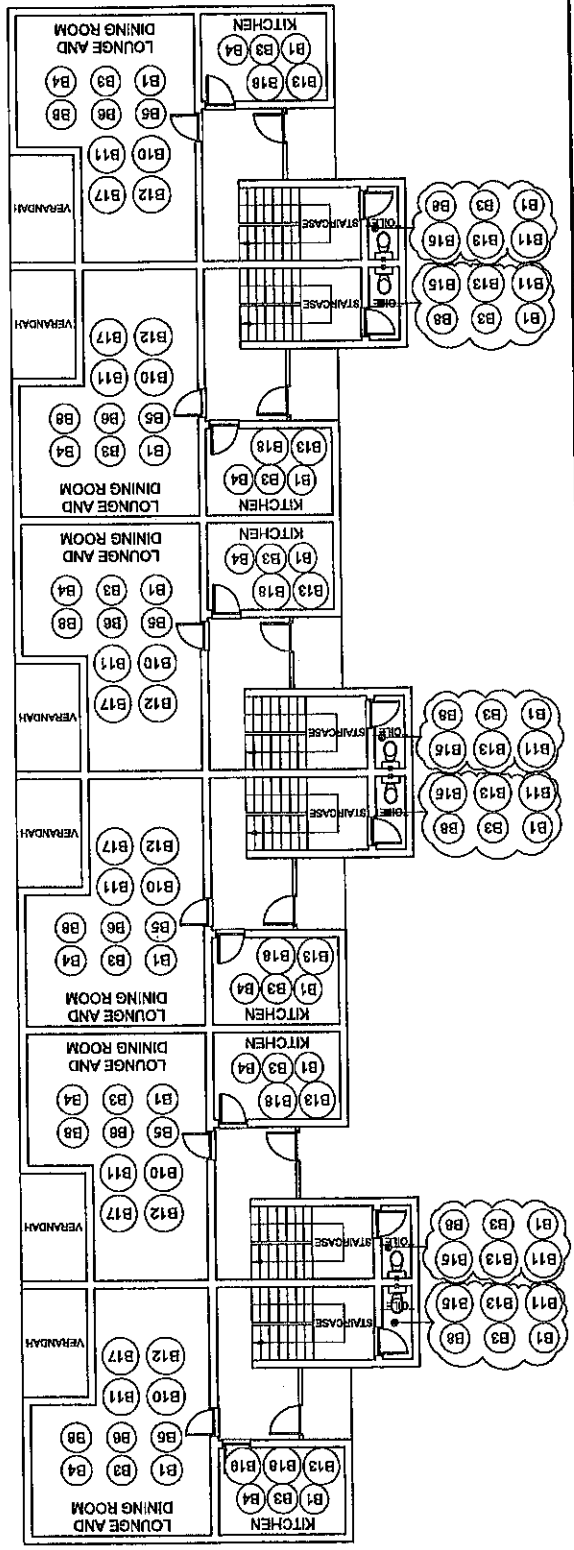
<p>APPOINTMENT OF A BUILD ENVIRONMENT PROFESSIONAL TO FULFIL THE ROLE OF A LEAD CONSULTANT, PLANNED REPAIR AND MAINTENANCE PROJECT AT THEUNISEN POLICE STATION (FREE STATE)</p> <p>Tender No. 18/19/1/33 TB (20)</p> <p>SAPS THEUNISEN SUPPORT GARAGES, CELL BLOCK AND PUBLIC ABLUTIONS: BUILDING AND ROADS SCOPE OF WORKS</p>	
<p>MULTIDISCIPLINARY</p>	<p>SAVS DIVISION SCH FACILITY MANAGEMENT PROGRAM & PROJECT MANAGEMENT</p>  <p>SAVS DIVISION SCH FACILITY MANAGEMENT PROGRAM & PROJECT MANAGEMENT TEL: 012 646 8330 FAX: 012 646 8322 0001 PRETORIA PRIVATE BAG X 254</p>
<p>DATE</p>	<p>AMENDMENT</p>

THS/S7/RS-001

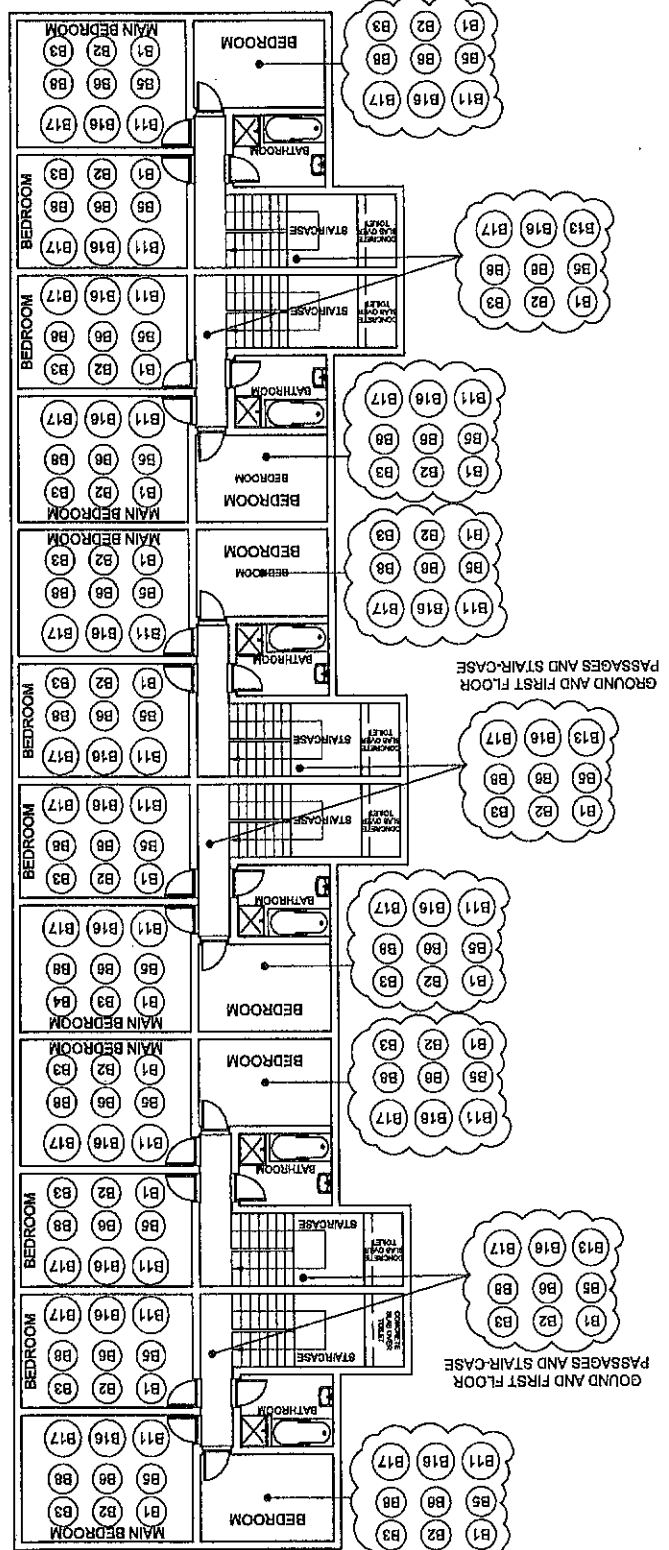
- BUILDING SCOPE**
- B1 Paint all previously painted surfaces
 - B2 Replace all damaged ceilings and rotten bracing
 - B3 Replace damaged doors and door lock sets
 - B4 Replace broken glazing
 - B5 Replace missing/damaged ironmongery
 - B6 Replace missing window stays and pegs
 - B7 Replace damaged roll-up garage doors
 - B8 Replacement of perished carpets and vinyl tiles with ceramic tiles

- ROADS AND STORMWATER DRAINAGE SCOPE**
- R1 Localised surface repair on concrete surfaced roads and areas.
 - R2 Localised repairs of concrete paving damaged by tree roots.
 - R3 Storm water catch pits and gullies to be repaired and grids replaced.
 - R4 Replace and repair paving areas and make good by removing roots of trees

HOUSING QUARTERS: GROUND FLOOR
1 : 100

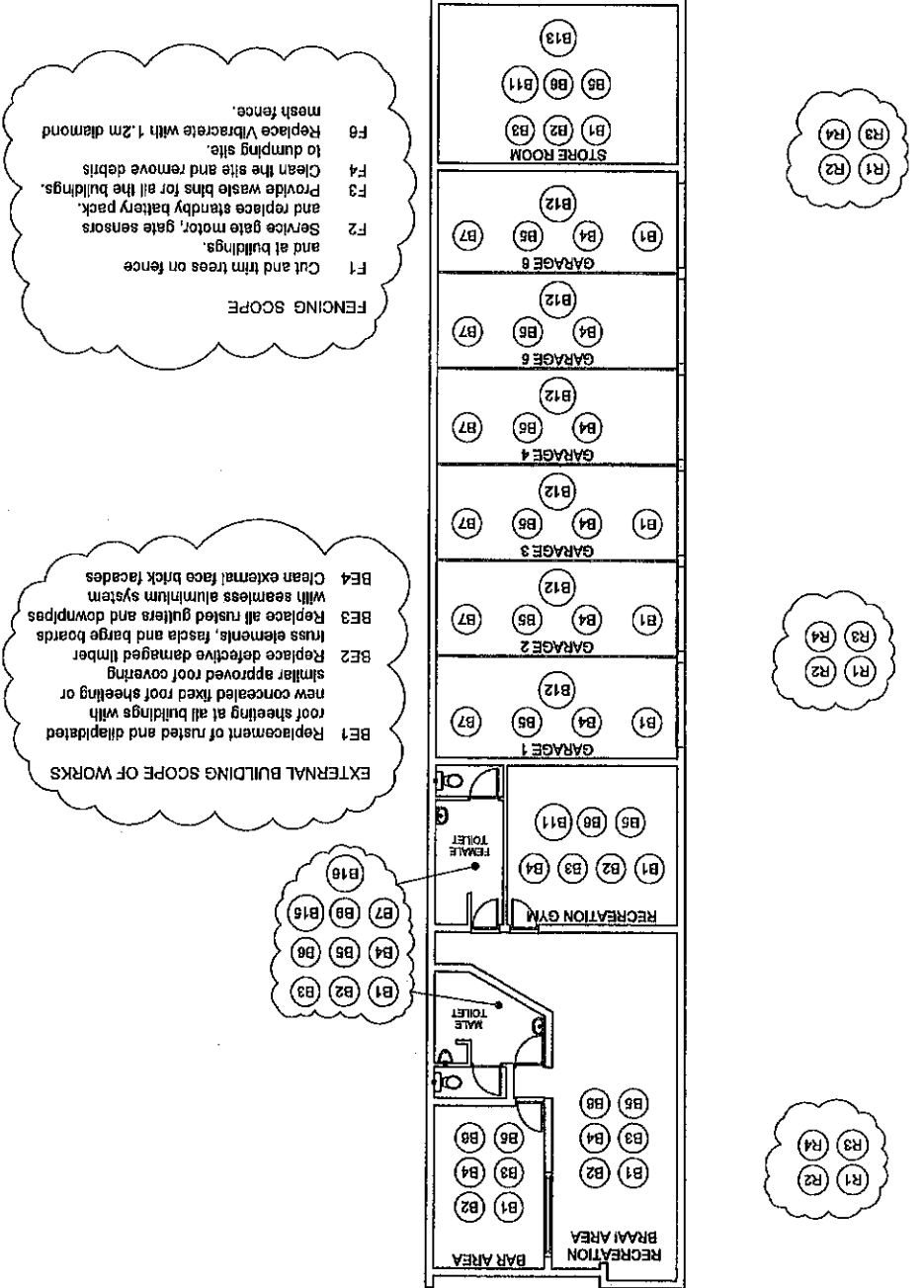


HOUSING QUARTERS: FIRST FLOOR
1 : 100



- BUILDING SCOPE**
- B9 Replace damaged vinyl tiles and/or ceramic tiles.
 - B10 Replace damaged blinds
 - B11 Remove and re-install tarnished vinyl tinting on windows of western facade
 - B12 Strip and remove all paint from steel grills, doors and frames and repaint
 - B13 Replace locksets to security gate at entrances
 - B14 Replace wall tiles in kitchen and bathrooms
 - B15 Replace towel rails
 - B16 Replace toilet roll holder
 - B17 Replace damaged cupboard doors, pull handles, catches and hinges
 - B18 Repair damp walls (water ingress as a result of roof leaks)
 - B19 Replace rusted sink kitchenette units, water damaged wall units and base units
 - B20 Replace wall tiles in kitchen area
 - B21 Replace all kitchen cupboards and sink units
 - B22 Replace timber doors at clothing and linen stores
 - B23 Install aluminium shower doors

HOUSING QUARTERS: GARAGE, STORES AND RECREATION AREA
1 : 75



THS/S2/BS-004

APPOINTMENT OF A BUILD ENVIRONMENT PROFESSIONAL TO FULFIL THE ROLE OF A LEAD CONSULTANT.
PROJECT AT
THEUNISEN POLICE STATION
(FREE STATE)
PLANNED REPAIR AND MAINTENANCE HOUSING QUARTERS & GARAGES.
SAPS THEUNISEN BUILDING, ROADS AND STORMWATER DRAINAGE SCOPE OF WORKS

1 : 100 SHEET 1 OF 2
17 SEPTEMBER 2022
L. OCKENFELS

Order No. 18/18/133 T9 (20)

MULTIDISCIPLINARY

SOUTH AFRICAN POLICE SERVICE PROGRAM & PROJECT MANAGEMENT

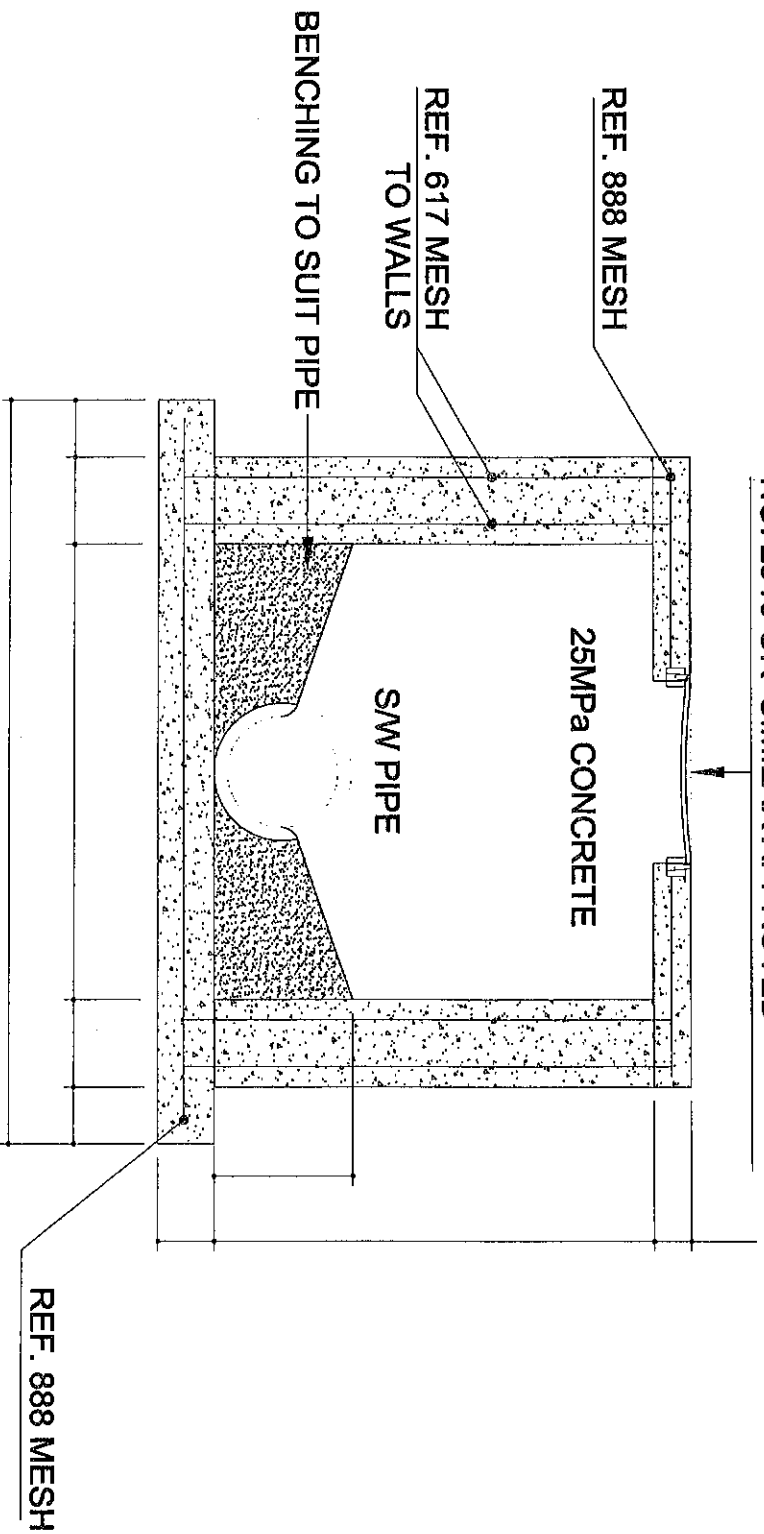
RAVENS DIVISION SCM
FACILITY MANAGEMENT
PRIVATE BOX 254
PRETORIA
001
TEL: 012 846 8930
FAC: 012 846 8782

DATE

ABSTRACT

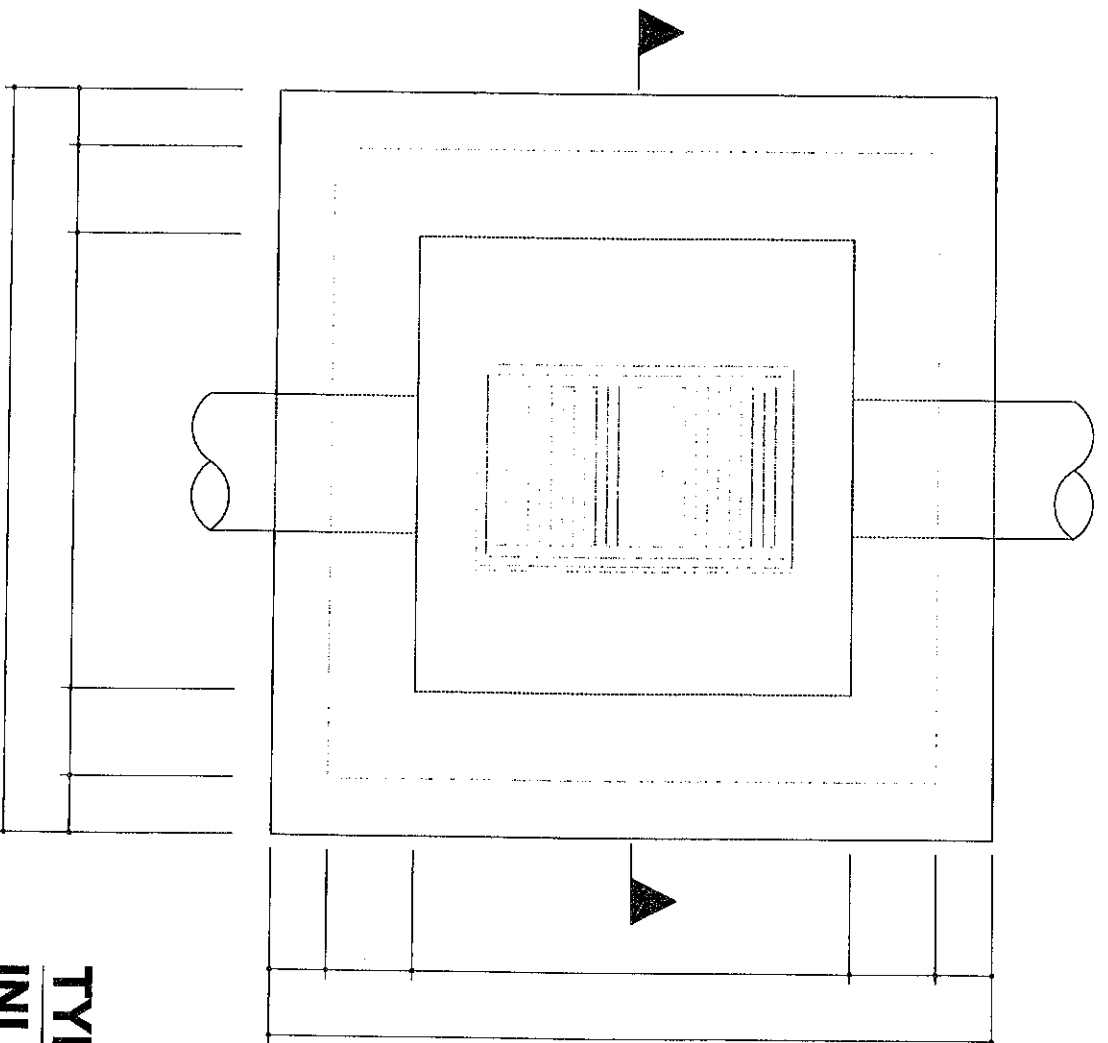
09/24

520x790mm H/D DISH GRATING AND FRAME
AS PER SAINT GOBAIN PRODUCT
NO. 2910 OR SIMILAR APPROVED



20MPa CONCRETE BENCHING
(CLASS 20/13)

SECTION



CONCRETE COVER TO ALL REINFORCING IS 40mm
ENSURE FULL MESH EDGE BAR AT 40mm COVER
MESH TO BE BEND INTO BOTTOM AND TOP SLAB

75mm 15MPa BLINDING LAYER
TO ALL BASE SOFFITS PLACED
ON 2x150mm G7 LAYERS COM-
PACTED TO 97% MOD AASHTO

LAYOUT

TYPICAL STORMWATER INLET BOX DETAIL N.T.S.

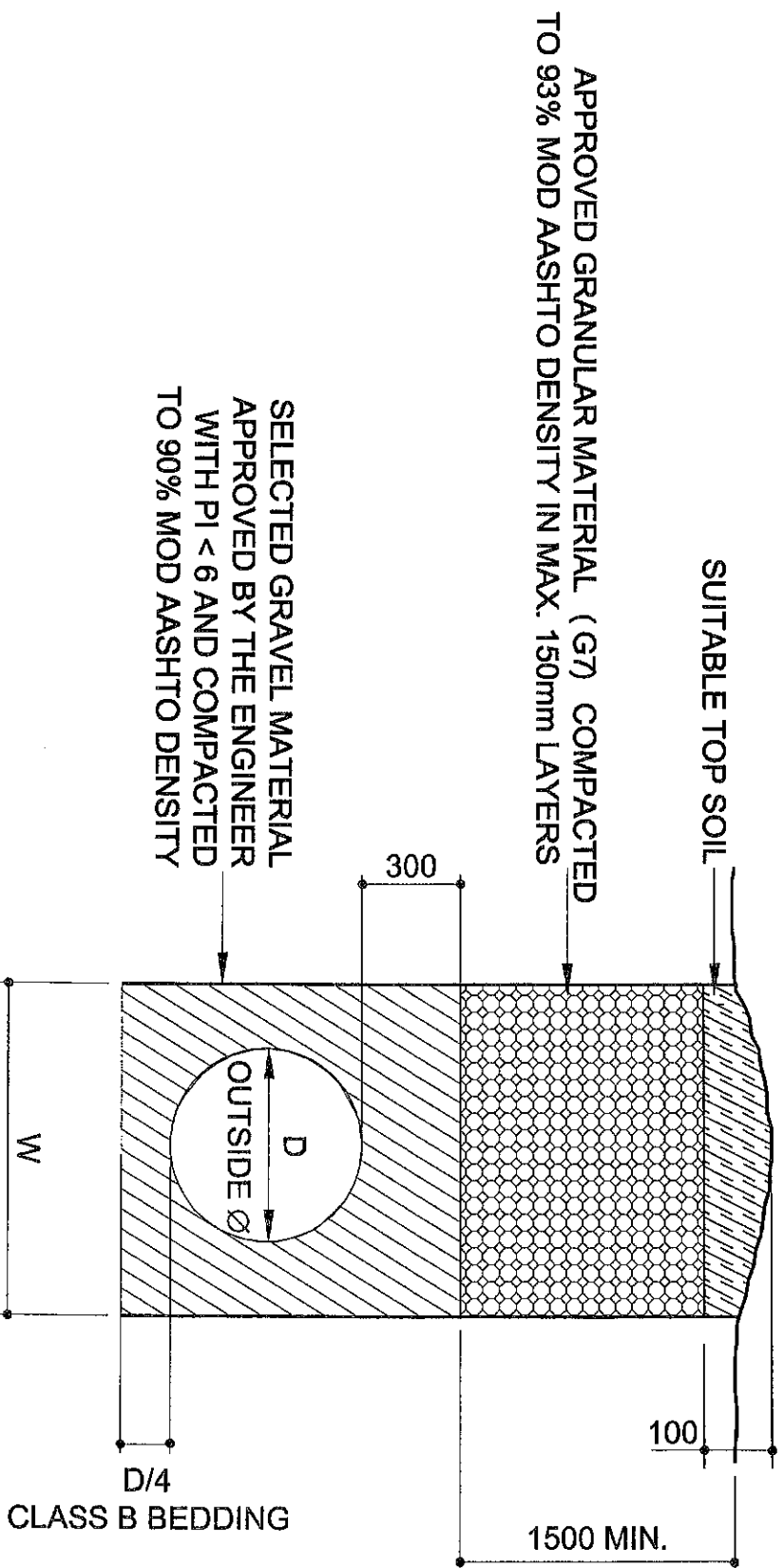
SAPS THEUNISSEN
ADMINISTRASTION, SUPPORT
AND CELL BLOCK GROUND FLOOR
AND FIRTS FLOOR PLAN

THS/S7/RS-003



NOTE: PIPE WORK

ALL CONCRETE PIPES TO COMPLY WITH THE REQUIREMENTS OF SANS 667.
 PIPE BEDDING TYPE TO BE IN ACCORDANCE WITH SANS 0102. CLASS FOR ALL CONCRETE PIPES TO BE CLASS 50D. MINIMUM FILL ON TOP OF ANY PIPE WORK TO BE 300mm.



STORMWATER PIPES TO BE SPIGOT & SOCKET: SANS 677

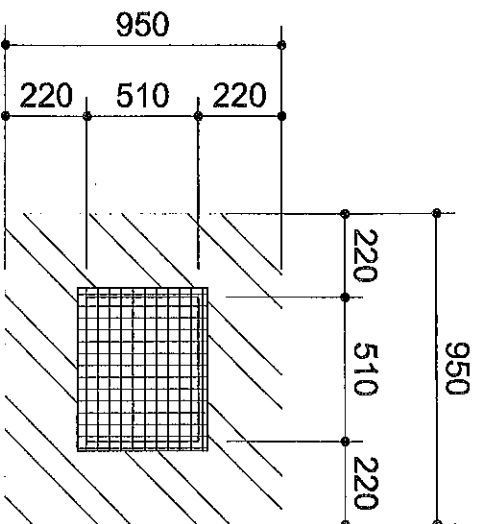
PIPE NO	PIPE Ø	PIPE CLASS	TRENCH WIDTH (w)
PIPE A	450mm	50D	1150mm
PIPE B	525mm	50D	1250mm
PIPE C	600mm	50D	1350mm
PIPE D	675mm	50D	1450mm
PIPE E	750mm	50D	1650mm

TYPICAL S/W PIPE TRENCH SECTION
N.T.S.



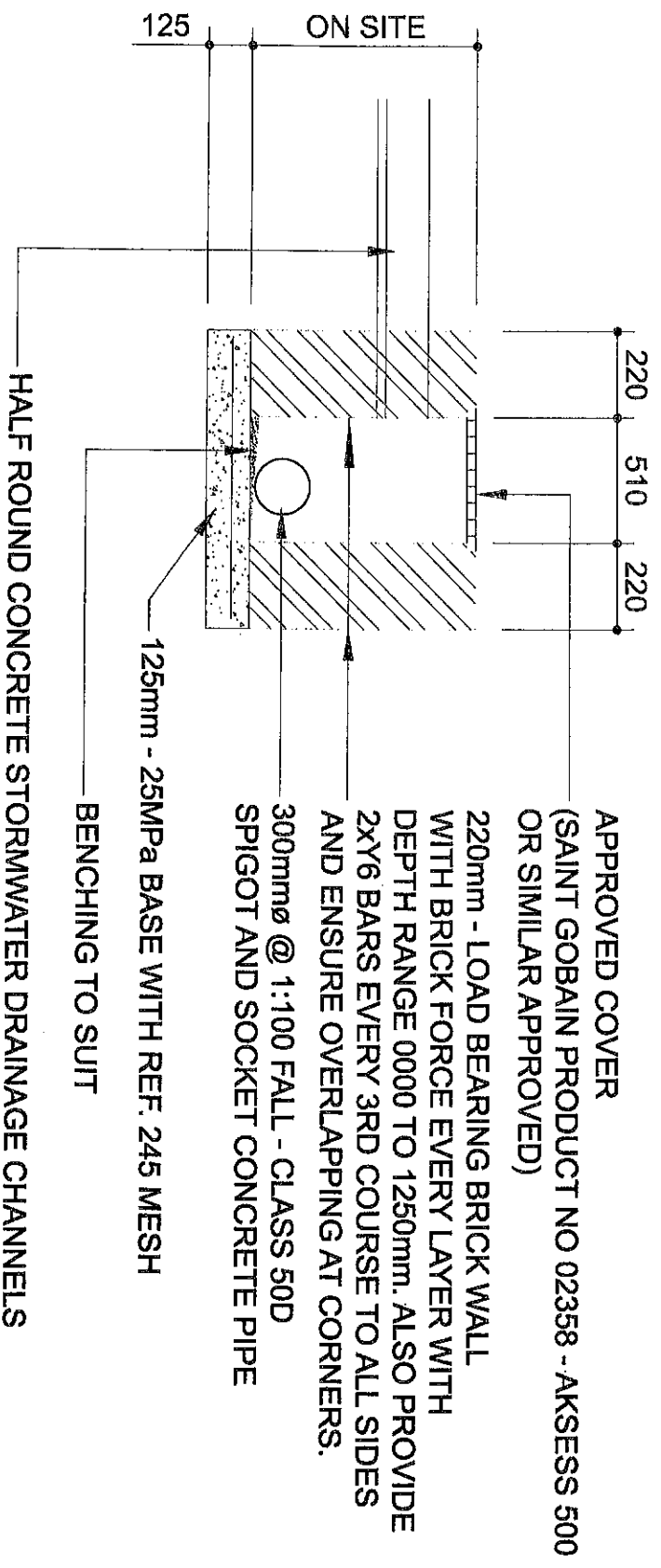
SAPS THEUNISSEN
 ADMINISTRATION, SUPPORT
 AND CELL BLOCK GROUND FLOOR
 AND FIRTSF FLOOR PLAN

THS/S7/RS-004



SHAPE ALL SURFACE LEVELS TO CATCHPIT

330mm - LOAD BEARING BRICK WALL WITH BRICK FORCE EVERY LAYER AND DEPTH RANGE 1250mm TO 1750mm. ALSO PROVIDE 3XY6 BARS EVERY 3RD COURSE TO ALL SIDES AND ENSURE OVERLAPPING AT CORNERS.



APPROVED COVER
(SAINT GOBAIN PRODUCT NO 02358 - AKSESS 500 OR SIMILAR APPROVED)

220mm - LOAD BEARING BRICK WALL WITH BRICK FORCE EVERY LAYER WITH DEPTH RANGE 0000 TO 1250mm. ALSO PROVIDE 2XY6 BARS EVERY 3RD COURSE TO ALL SIDES AND ENSURE OVERLAPPING AT CORNERS.

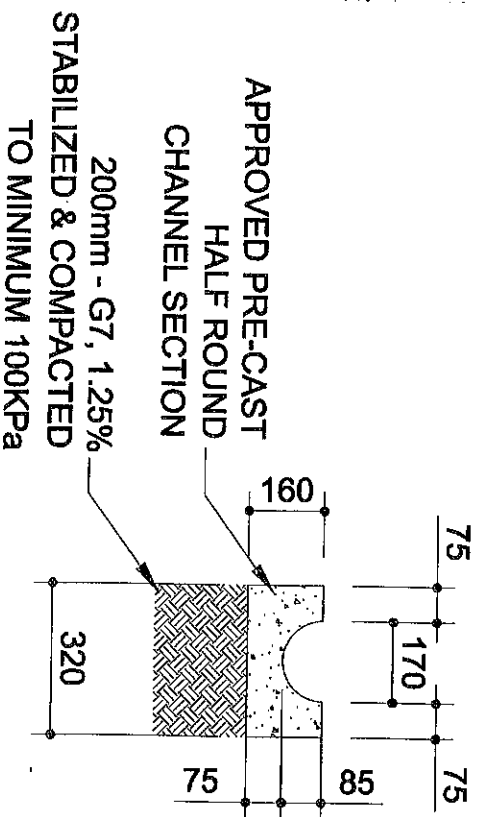
300mmØ @ 1:100 FALL - CLASS 50D SPIGOT AND SOCKET CONCRETE PIPE

125mm - 25MPa BASE WITH REF. 245 MESH

BENCHING TO SUIT

HALF ROUND CONCRETE STORMWATER DRAINAGE CHANNELS

TYPICAL STORMWATER JUNCTION BOX A DETAIL N.T.S.



BREAK UP REMOVE AND DISPOSE OF EXISTING CHANNEL SECTIONS.
REMOVE AND DISPOSE OF 200mm DEEP EXISTING CHANNEL SUPPORT MATERIAL.
ENSURE REMAINDER OF IN-SITU MATERIAL DRY. PLACE 200mm IMPORTED G7 MATERIAL STABILIZED WITH 1.25% ORDINARY PORTLAND CEMENT AND COMPACT TO MINIMUM 100KPa.
PLACE PRE-CAST HALF ROUND CHANNEL SECTIONS OF SIMILAR DIMENSION TO EXISTING. PROVIDE APPROVED WATERPROOF JOINT SEALER TO SECTIONAL JOINS.

TYPICAL DETAIL NSC-01 N.T.S.

SAPS THEUNISSEN
ADMINISTRASTION, SUPPORT
AND CELL BLOCK GROUND FLOOR
AND FIRTSF FLOOR PLAN

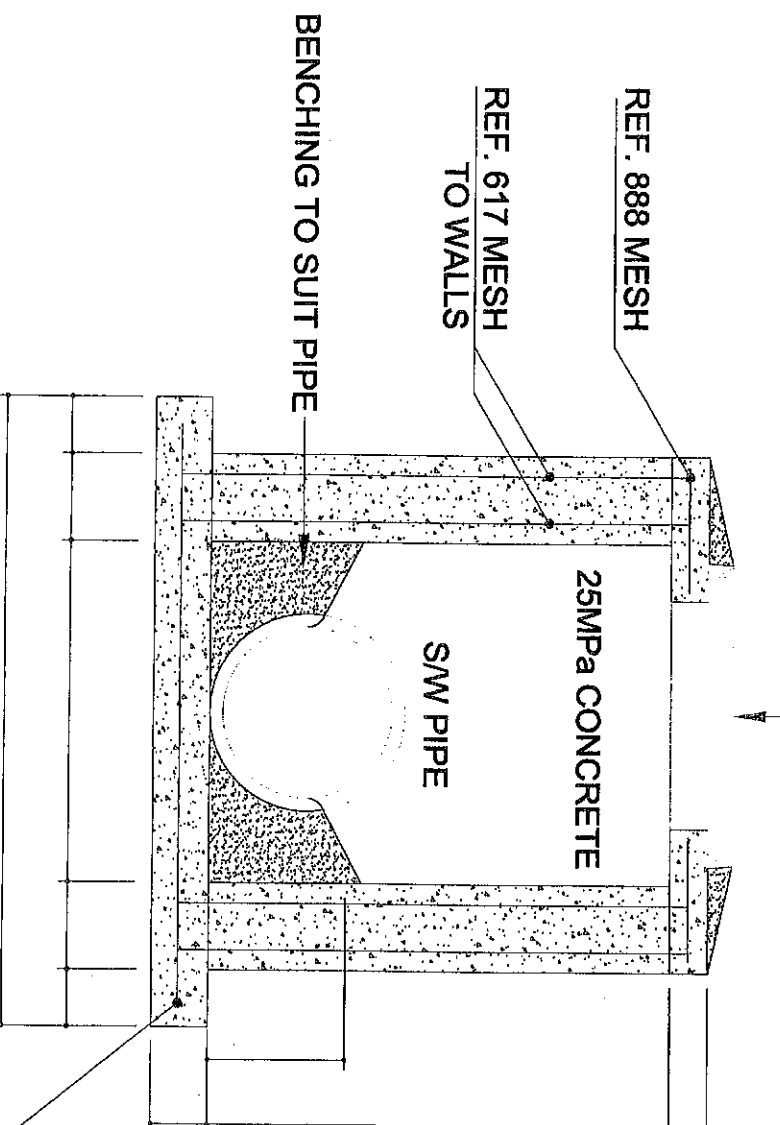
THS/S7/RS-005



KLIJENT

CLIENT

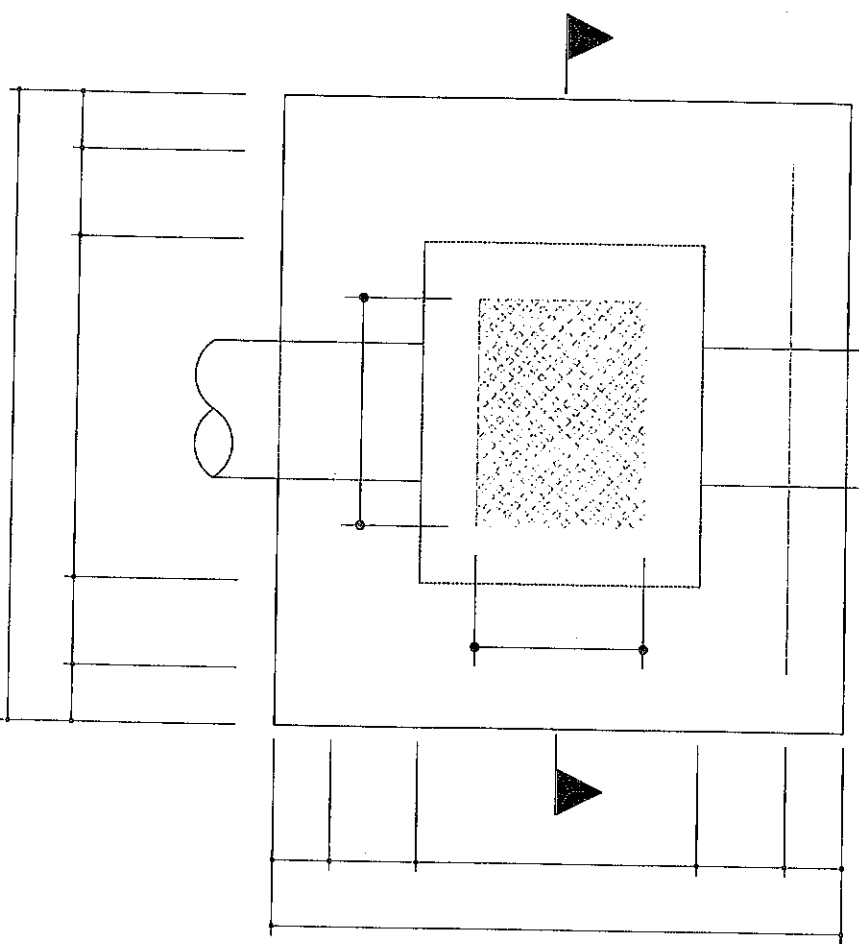
600x450mm H/D MANHOLE COVER AND FRAME
AS PER SAINT GOBAIN PRODUCT
NO. 2100 OR SIMILAR APPROVED



20MPa CONCRETE BENCHING
(CLASS 20/13)

SECTION

75mm 15MPa BLINDING LAYER
TO ALL BASE SOFFITS PLACED
ON 2x150mm G7 LAYERS COM-
PACTED TO 97% MOD AASHTO



LAYOUT

CONCRETE COVER TO ALL REINFORCING IS 40mm
ENSURE FULL MESH EDGE BAR AT 40mm COVER
MESH TO BE BEND INTO BOTTOM AND TOP SLAB

**TYPICAL STORMWATER JUNCTION BOX / MANHOLE
N.I.S.**

SAPS THEUNISSEN
ADMINISTRASTION, SUPPORT
AND CELL BLOCK GROUND FLOOR
AND FIRIST FLOOR PLAN

THS/S7/RS-007



THS/S5/CF-001

APPOINTMENT OF A BUILD ENVIRONMENT PROFESSIONAL TO FULFILL THE ROLE OF A LEAD CONSULTANT: PLANNED REPAIR AND MAINTENANCE PROJECT AT THEUNISSEN POLICE STATION (FREE STATE)

MULTIDISCIPLINARY

SAPS DIVISION SCM FACILITY MANAGEMENT PRINTERIA PRAVIE BAO X 254 TEL: 012 646 8930 FAC: 012 645 8782

SOUTH AFRICAN POLICE SERVICE PROGRAM & PROJECT MANAGEMENT

A1

DATE: _____

REVISIONS:

NO. DATE AMENDMENT

EXTERNAL BUILDING SCOPE OF WORKS

BE1 Replacement of rusted and dilapidated roof sheeting at all buildings with similar approved roof covering or new concealed fixed roof sheeting or

BE2 Replace defective damaged timber truss elements, fascia and barge boards

BE3 Replace all rusted gutters and downpipes with seamless aluminum system

BE4 Clean external face brick facades

OFFICE BLOCK GROUND FLOOR

1 : 50

BUILDING SCOPE

B1 Paint all previously painted surfaces

B2 Replace all damaged ceilings and rotten branding

B3 Replacement of perished carpets and vinyl tiles with ceramic tiles

B4 Replace damaged doors and door lock sets

B5 Replace broken glazing

B6 Replace missing/damaged ironmongery

B7 Replace missing window stays and pegs

B8 Replace all carpets with ceramic floor tiles

B9 Replace damaged vinyl tiles and/or ceramic tiles

B10 Replace damaged blinds

B11 Strip and remove all paint from steel grills, doors and frames and repaint

B12 Cold galvanize all previously welded areas.

B13 Replace locksets to security gate at entrances

B14 Replace wall tiles in kitchen and bathrooms

B15 Replace towel rails

B16 Replace toilet roll holder

B17 Replace damaged cupboard doors, pull handles, catches and hinges

B18 Repair damp walls (water ingress as a result of roof leaks)

B19 Replace rusted sink kitchenette units, water damaged wall units and base units

B20 Replace wall tiles in kitchen area

B21 Replace all kitchen cupboards and sink units

FENCING SCOPE

F1 Painting of palisade fencing and gates.

F2 Cut and trim trees on fences and at buildings.

F3 Service gate motor, gate sensors and replace standby battery pack.

F4 Provide waste bins for all the buildings.

F5 Clean the site and remove debris to dumping site.

